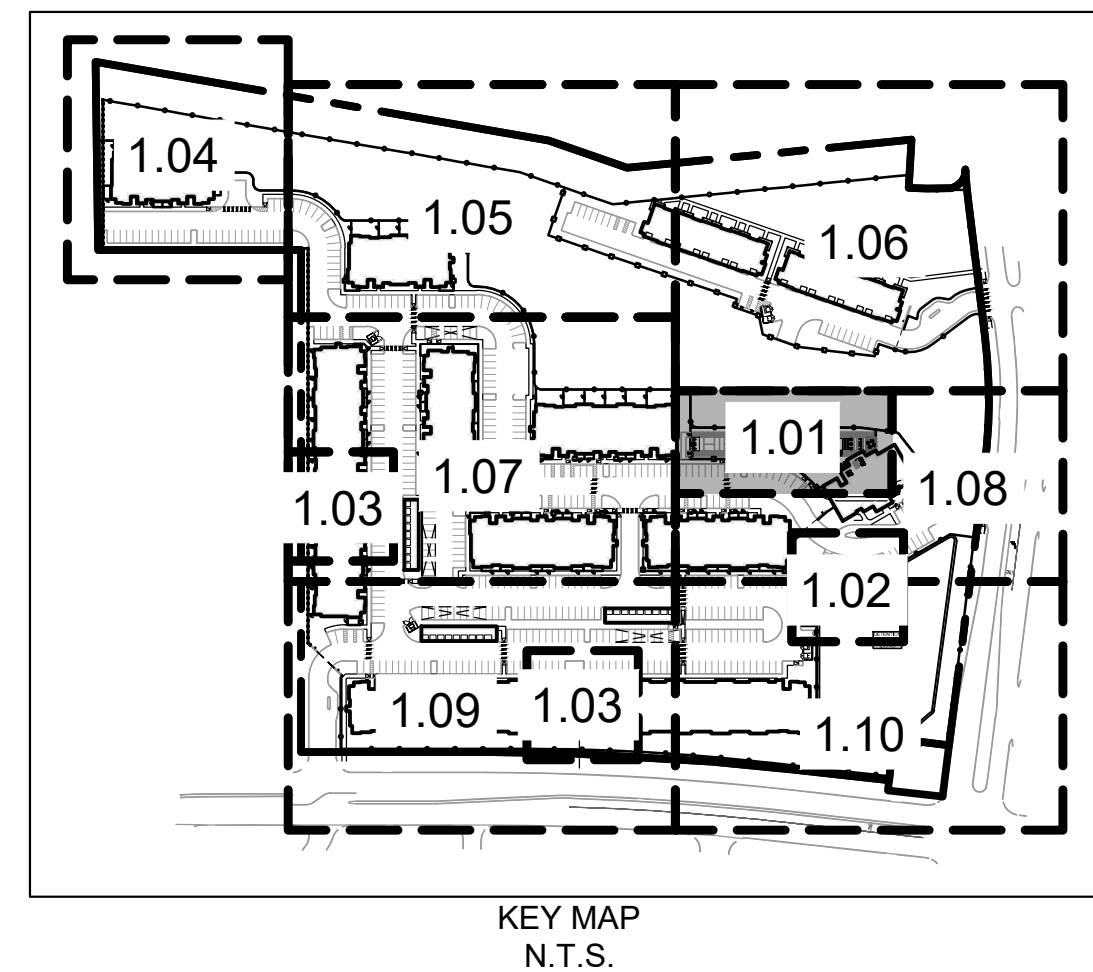
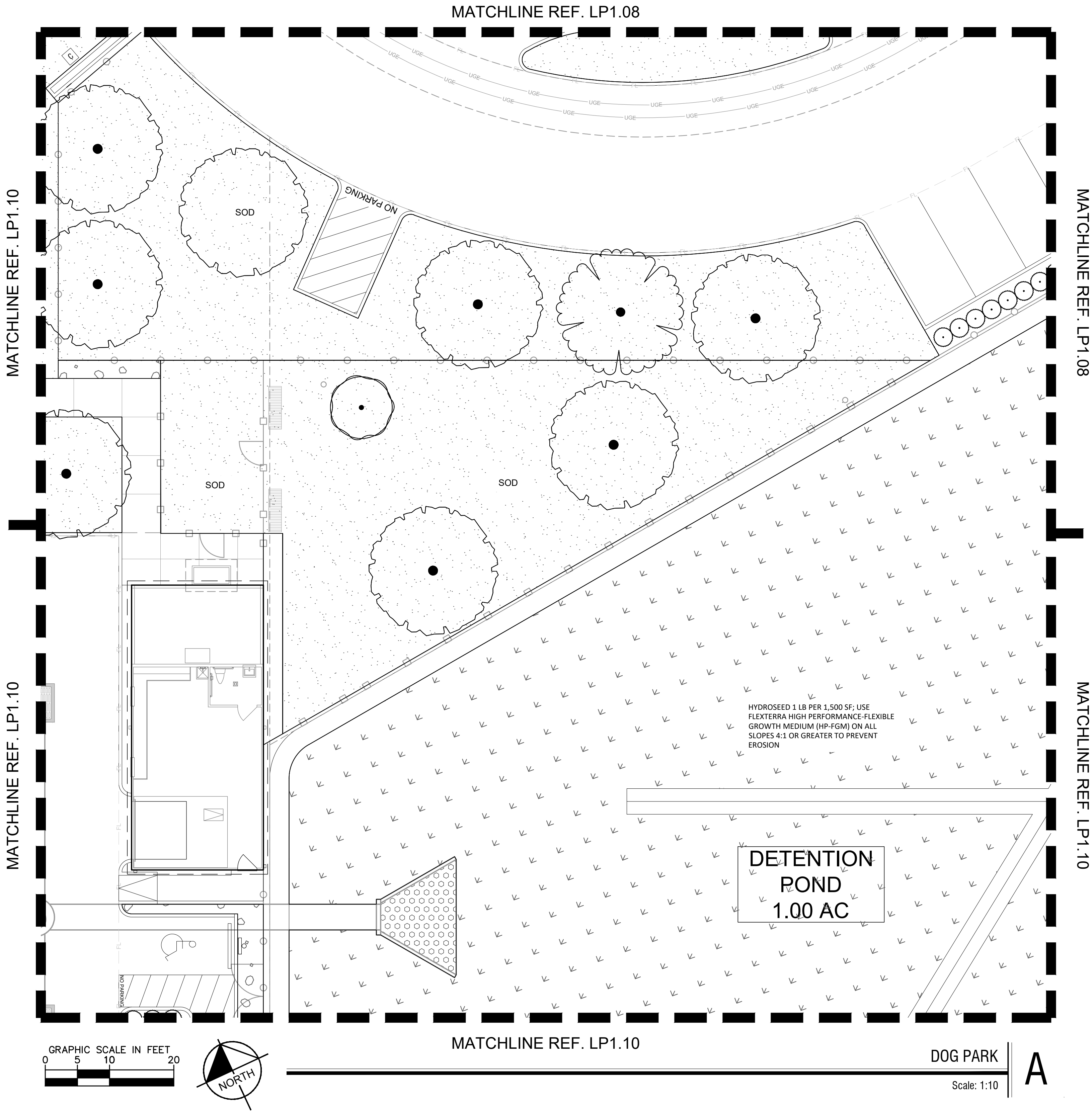


PLANT SCHEDULE

SYMBOL	CODE	COMMON NAME
<u>TREES</u>		
	PS	MEXICAN SYCAMORE
	QV	SOUTHERN LIVE OAK
	TD	BALD CYPRESS
	UC	CEDAR ELM
<u>ORNAMENTAL TREE</u>		
	AR	DRUMMOND RED MAPLE
	LN	GRAPE MYRTLE NATCHEZ
<u>SHRUBS</u>		
	IB	BURFORD HOLLY
	MCW	WAX MYRTLE
	MYR	DWARF WAX MYRTLE
	ND	HEAVENLY BAMBOO
	ROS	ROSEMARY
<u>GRASSES</u>		
	MUH	PINK MUHLY
	NAS	MEXICAN FEATHER GRASS
	PBF	LITTLE BUNNY FOUNTAIN GRASS
<u>GROUND COVERS</u>		
	DEC	DECOMPOSED GRANITE
	ENH	ENHANCED PLANTING
	SEED	COMMON BERMUDA GRASS
	SOD	COMMON BERMUDA GRASS
	TRA	ASIATIC JASMINE



Plotted By: Seaback, Kyle Sheet: Set: Bryan Copperfield Multifamily Layout: AMENITY PLANTING PLAN (2 OF 3) December 04, 2025 04:08:18pm K:\CST_Civil\064518508 - Bryan Copperfield Multifamily\Landscape Architecture\Production\CAD Sheets\LP1.02 CODE PLANTING PLAN.dwg
This document, together with the concepts and designs presented herein, as an instrument of service, is intended only for the specific purpose and client for which it was prepared. Reuse of and improper reliance on this document without written authorization and adaptation by Kimley-Horn and Associates, Inc. shall be without liability to Kimley-Horn and Associates, Inc.



PLANT SCHEDULE

SYMBOL CODE COMMON NAME

TREES

- PS MEXICAN SYCAMORE
- QV SOUTHERN LIVE OAK
- TD BALD CYPRESS
- UC CEDAR ELM

ORNAMENTAL TREE

- AR DRUMMOND RED MAPLE
- LN CRAPE MYRTLE NATCHEZ

SHRUBS

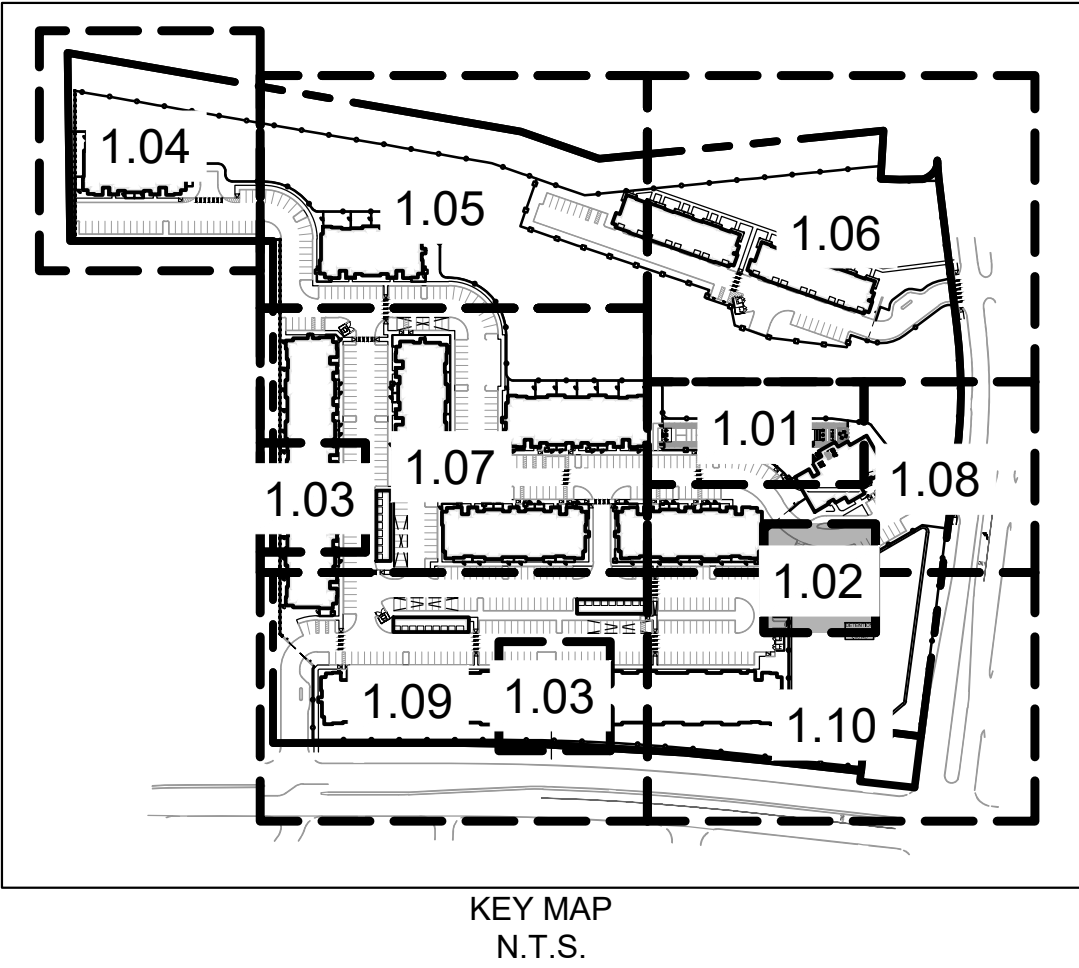
- IB BURFORD HOLLY
- MCW WAX MYRTLE
- MYR DWARF WAX MYRTLE
- ND HEAVENLY BAMBOO
- ROS ROSEMARY

GRASSES

- MUH PINK MUHLY
- NAS MEXICAN FEATHER GRASS
- PBF LITTLE BUNNY FOUNTAIN GRASS

GROUND COVERS

- DEC DECOMPOSED GRANITE
- ENH ENHANCED PLANTING
- SEED COMMON BERMUDA GRASS
- SOD COMMON BERMUDA GRASS
- TRA ASIATIC JASMINE



AMENITY PLANTING PLAN (2 OF 3)

BRYAN COPPERFIELD MULTIFAMILY

PREPARED FOR SLATE REAL ESTATE PARTNERS

BRYAN TEXAS

KHA PROJECT 064518508

DATE 12/5/2025

SCALE AS SHOWN

DESIGNED BY CMH

DRAWN BY AVN

CHECKED BY CMH

Kimley»Horn

© 2025 KIMLEY-HORN AND ASSOCIATES, INC.
614 HOLLEMAN DRIVE EAST, SUITE 1100
COLLEGE STATION, TX 77840
PHONE: 979-775-9595 FAX: 979-775-9599
WWW.KIMLEY-HORN.COM FIRM NO. F-928

REGISTERED LANDSCAPE ARCHITECT
STATE OF TEXAS
2918

12/5/2025

SHEET NUMBER

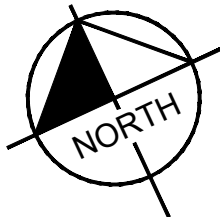
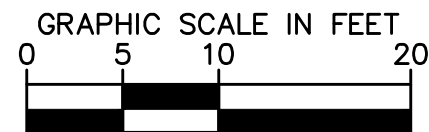
LP1.02

REVISIONS

DATE

BY

Plotted By: Seaback, Kyle Sheet Set: Bryan Copperfield Multifamily Layout: AMENITY PLANTING PLAN (3 OF 3) December 04, 2025 04:09:42pm K:\CST_CIVIL\064518508 - Bryan Copperfield Multifamily Landscape Architecture Production\CAD Sheets\LP1.00 CODE PLANTING PLAN.dwg
This document, together with the concepts and designs presented herein, is intended only for the specific purpose and client for which it was prepared. Reuse of and improper reliance on this document without written authorization and adaptation by Kimley-Horn and Associates, Inc. shall be without liability to Kimley-Horn and Associates, Inc.

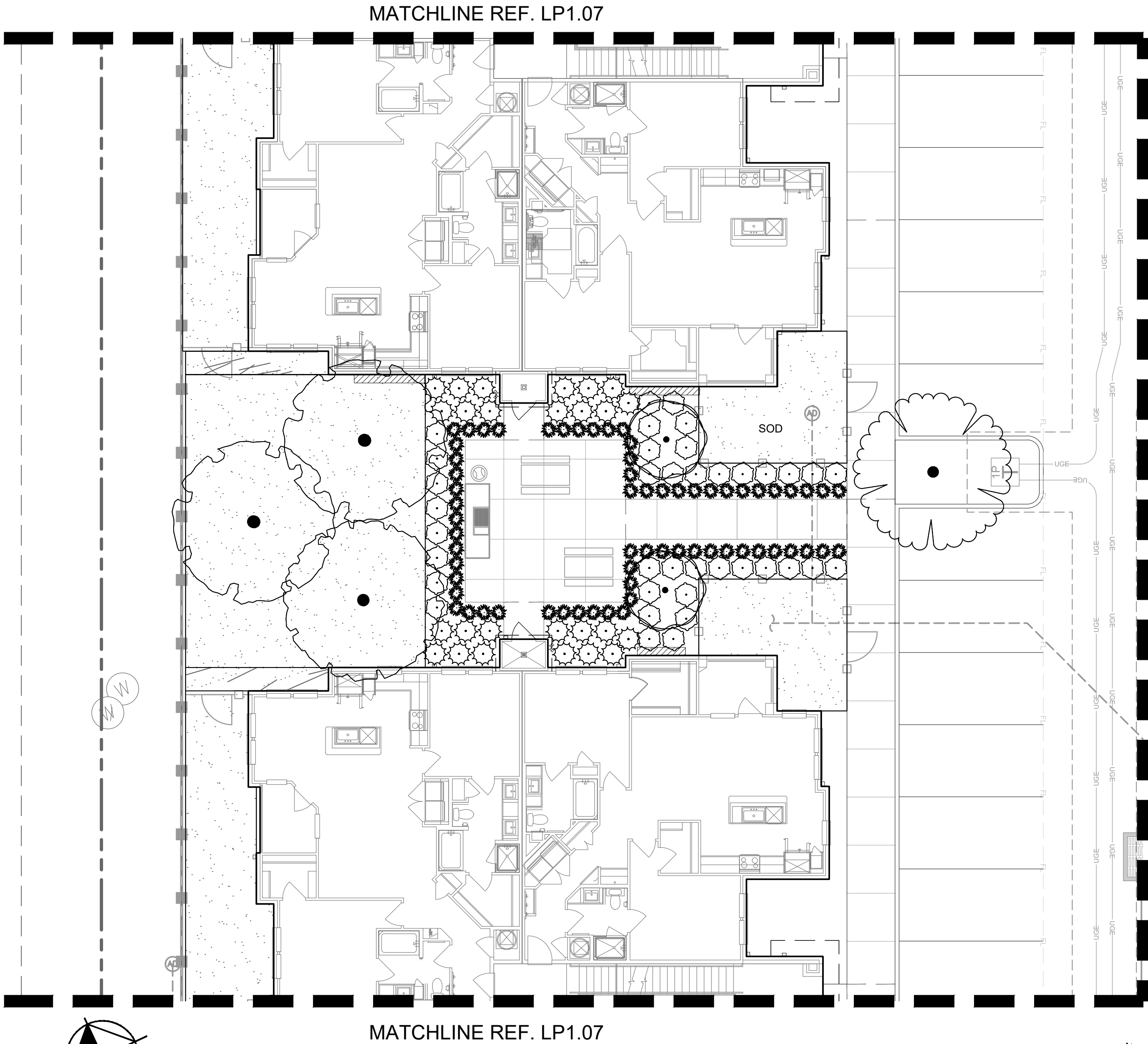


PLANT SCHEDULE

SYMBOL	CODE	COMMON NAME
TREES		
	PS	MEXICAN SYCAMORE
	QV	SOUTHERN LIVE OAK
	TD	BALD CYPRESS
	UC	CEDAR ELM

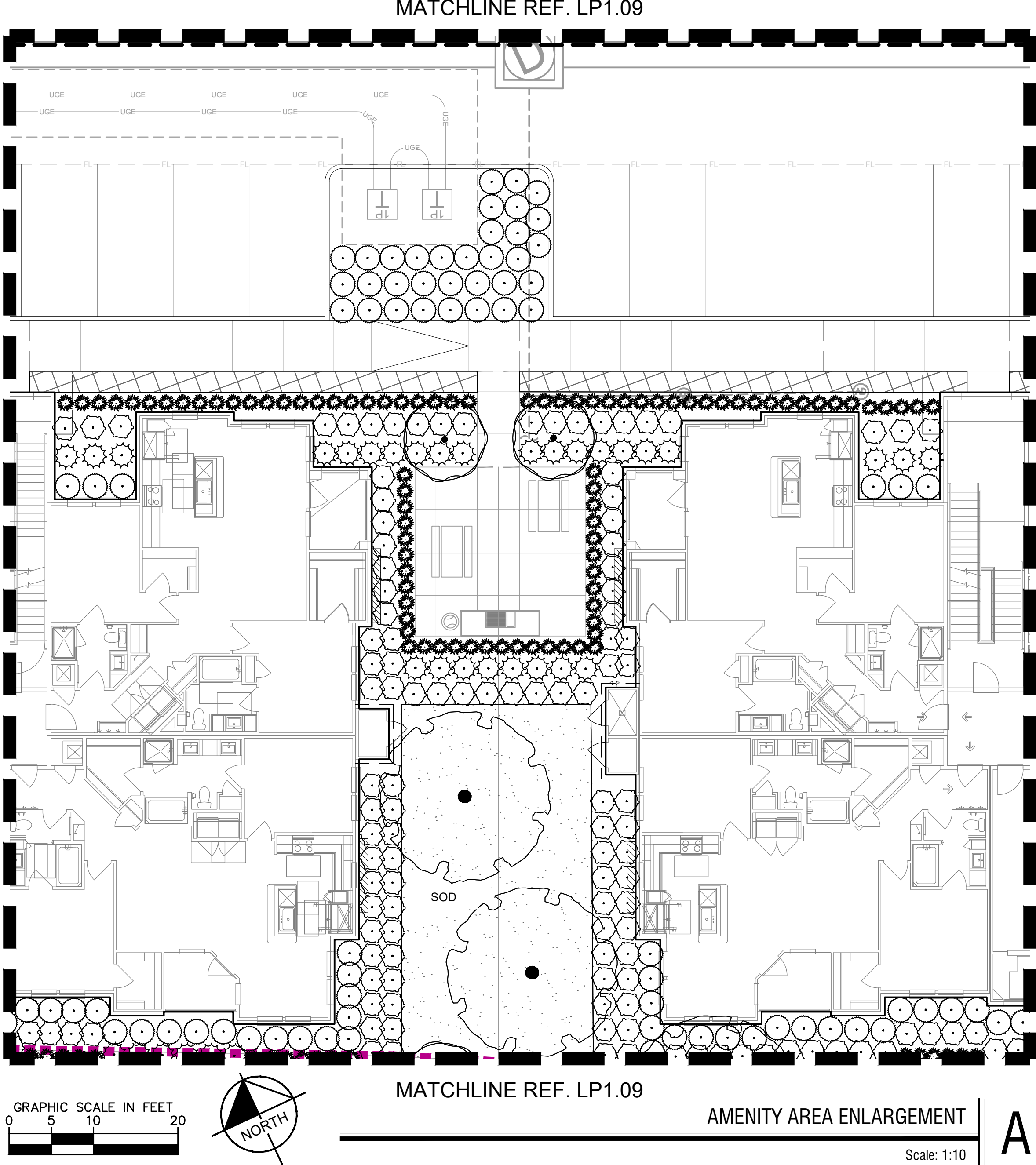
SYMBOL	CODE	COMMON NAME
ORNAMENTAL TREE		
	AR	DRUMMOND RED MAPLE
	LN	GRAPE MYRTLE NATCHEZ
SHRUBS		
	IB	BURFORD HOLLY
	MCW	WAX MYRTLE
	MYR	DWARF WAX MYRTLE
	ND	HEAVENLY BAMBOO
	ROS	ROSEMARY

SYMBOL	CODE	COMMON NAME
GRASSES		
	MUH	PINK MUHLY
	NAS	MEXICAN FEATHER GRASS
	PBF	LITTLE BUNNY FOUNTAIN GRASS
GROUND COVERS		
	DEC	DECOMPOSED GRANITE
	ENH	ENHANCED PLANTING
	SEED	COMMON BERMUDA GRASS
	SOD	COMMON BERMUDA GRASS
	TRA	ASIATIC JASMINE

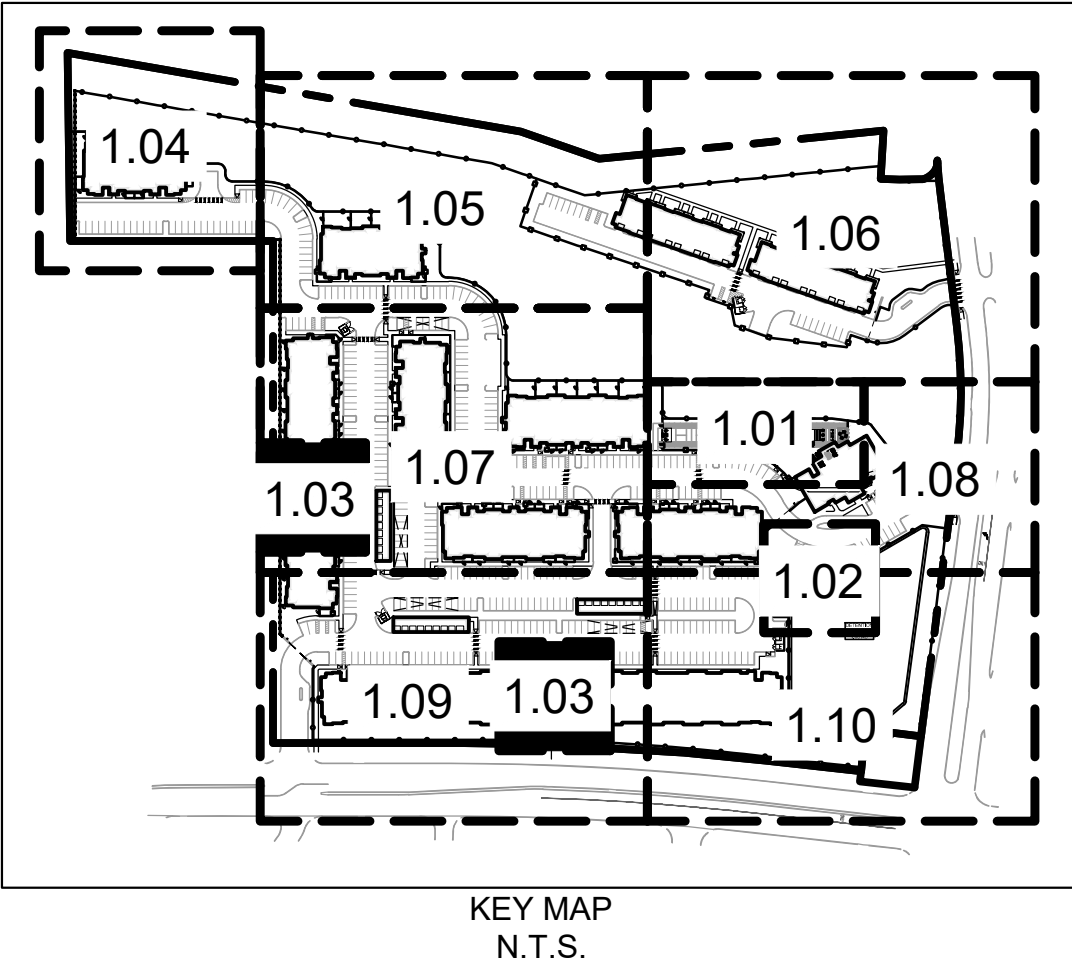


MATCHLINE REF. LP1.07

60' LP1.07 ENLARGEMENT

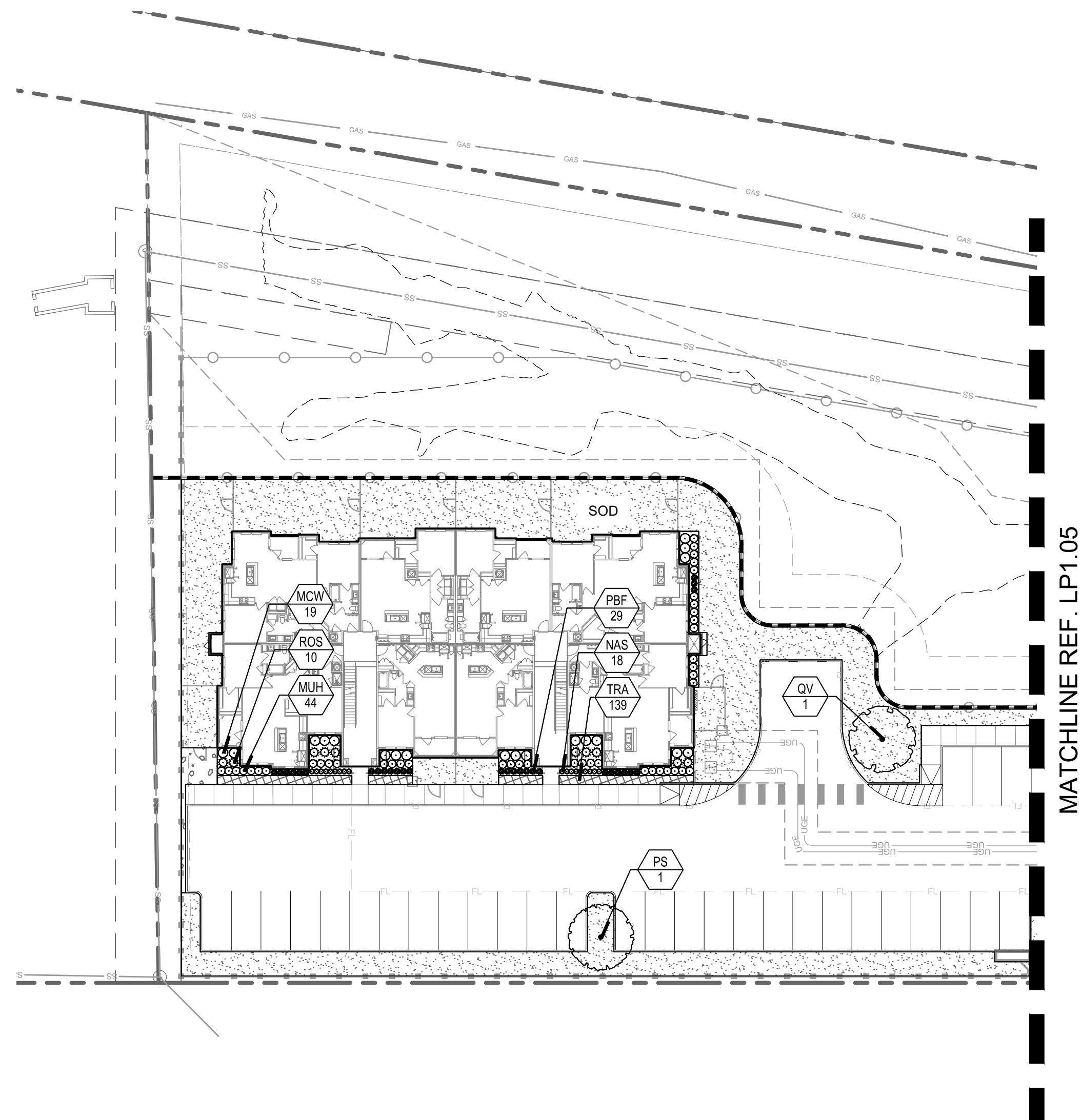


MATCHLINE REF. LP1.09






















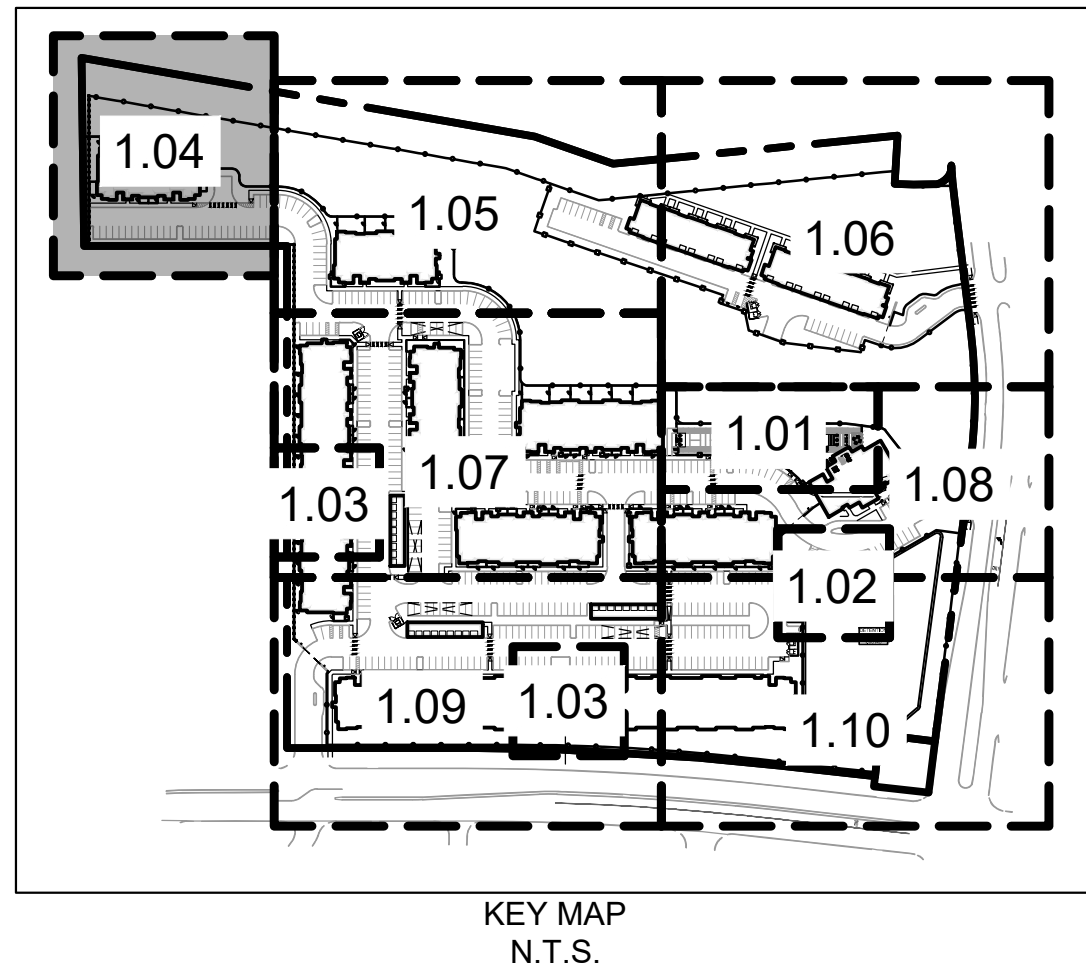
BRYAN COPPERFIELD MULTIFAMILY PREPARED FOR SLATE REAL ESTATE PARTNERS BRYAN TEXAS	AMENITY PLANTING PLAN (3 OF 3)	 © 2025 KIMLEY-HORN AND ASSOCIATES, INC. 614 HOLLEMAN DRIVE EAST, SUITE 1100 COLLEGE STATION, TX 77840 PHONE: 979-775-9595 FAX: 979-775-9599 WWW.KIMLEY-HORN.COM FIRM NO. F-928		12/5/2025	KHA PROJECT 064518508	DATE 12/5/2025	SCALE AS SHOWN	DESIGNED BY CMH	DRAWN BY AVM	CHECKED BY CMH	REVISIONS	No.	DATE	BY

Noted By: Seaback, Kyle Sheet: S01-Bronx, Caddesigned Multifamily Layout: PLANTING PLAN (1 OF 7) December 04, 2025 04:11:17am
 K:\CST_Civil\06451850-Bronx, Caddesigned Multifamily Landscape Architecture Production\CAD Sheets\N1-00_CDD PLANTING PLAN.dwg
 This document, together with the concepts and designs presented herein, are an instrument of professional authorization and adaptation by Kimley-Horn and Associates, Inc. and shall be without liability to Kimley-Horn and Associates, Inc.



PLANT SCHEDULE

SYMBOL	CODE	COMMON NAME
TREES		
	PS	MEXICAN SYCAMORE
	QV	SOUTHERN LIVE OAK
	TD	BALD CYPRESS
	UC	CEDAR ELM
ORNAMENTAL TREE		
	AR	DRUMMOND RED MAPLE
	LN	GRAPE MYRTLE NATCHEZ
SHRUBS		
	IB	BURFORD HOLLY
	MCW	WAX MYRTLE
	MYR	DWARF WAX MYRTLE
	ND	HEAVENLY BAMBOO
	ROS	ROSEMARY
GRASSES		
	MUH	PINK MUHLY
	NAS	MEXICAN FEATHER GRASS
	PBF	LITTLE BUNNY FOUNTAIN GRASS
GROUND COVERS		
	DEC	DECOMPOSED GRANITE
	ENH	ENHANCED PLANTING
	SEED	COMMON BERMUDA GRASS
	SOD	COMMON BERMUDA GRASS
	TRA	ASIATIC JASMINE



Kimley»»Horn

© 2025 KIMLEY-HORN AND ASSOCIATES, INC.
614 HOLLEMAN DRIVE EAST, SUITE 1100
COLLEGE STATION, TX 77840
PHONE: 979-775-9595 FAX: 979-775-9599
WWW.KIMLEY-HORN.COM FIRM NO. F-928

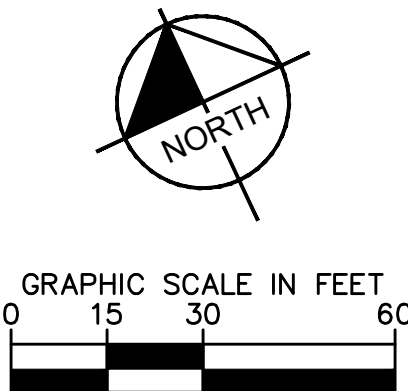







KHA PROJECT	DATE	AS SHOW	CM
064518508	12/5/2025	DESIGNED BY	CM
		DRAWN BY	AV
		CHECKED BY	CM

PLANTING PLAN
(1 OF 7)

BRYAN COPPERFIELD
MULTIFAMILY
PREPARED FOR
SLATE REAL ESTATE PARTNERS
BRYAN
TEXAS

[illegible]


[illegible]

GROUND COVERS		
	DEC	DECOMPOSED GRANITE
	ENH	ENHANCED PLANTING
	SEED	COMMON BERMUDA GRASS
	SOD	COMMON BERMUDA GRASS
	TRA	ASIATIC JASMINE



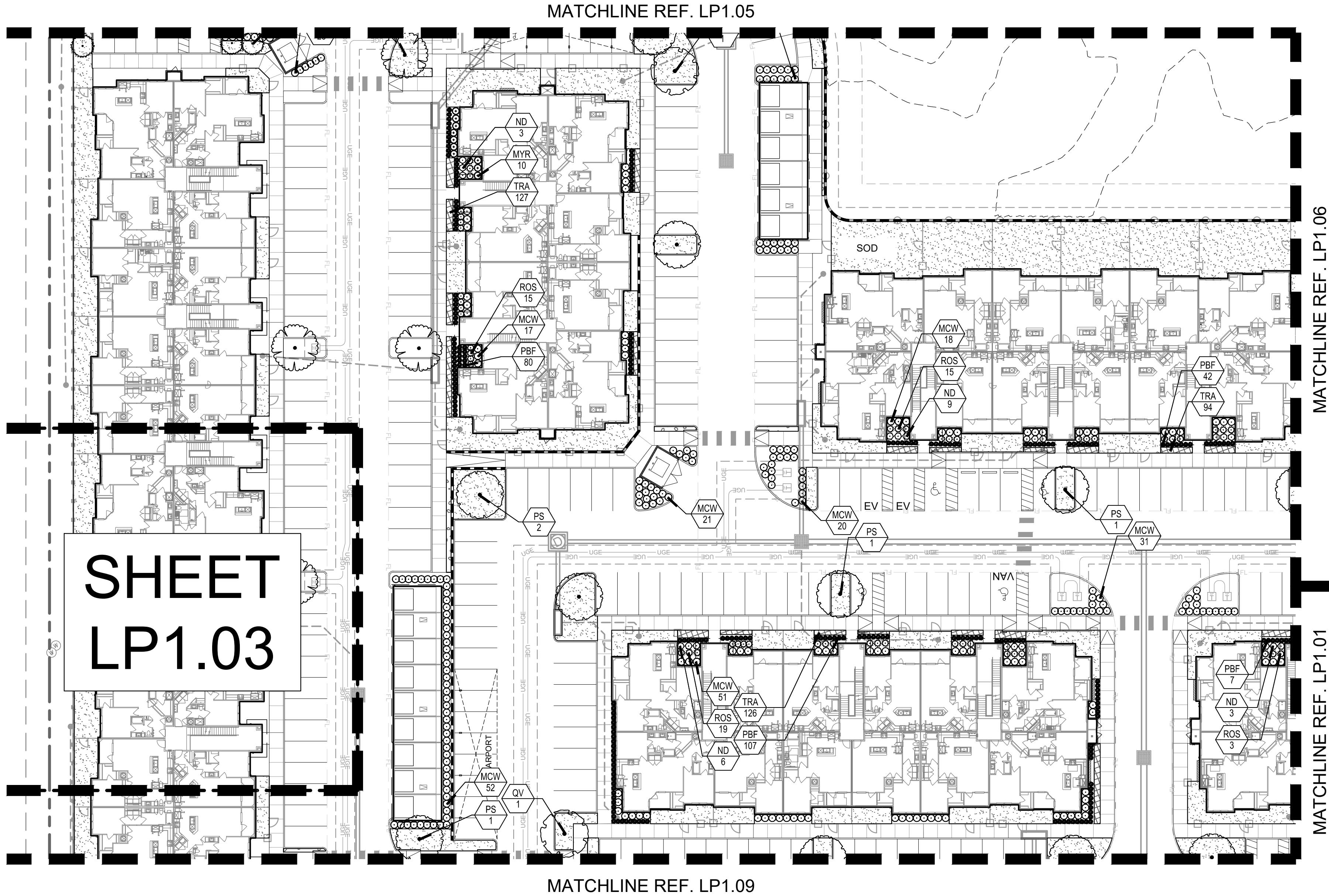
SHEET NUMBER
LP1.06

KHA PROJECT	DATE
064518508	12/5/2025
SCALE	AS SHOWN
DESIGNED BY	CH
DRAWN BY	AV
CHECKED BY	CH

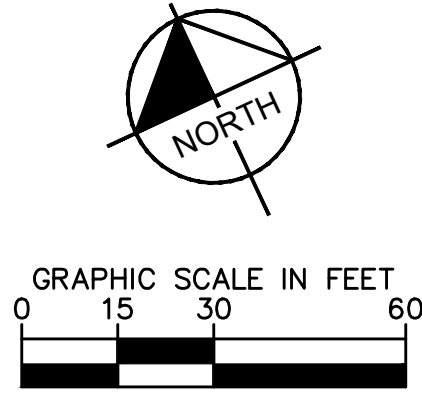


© 2025 KIMLEY-HORN AND ASSOCIATES, INC.
614 HOLLEMAN DRIVE EAST, SUITE 1100
COLLEGE STATION, TX 77840
PHONE: 979-775-9595 FAX: 979-775-9599
WWW.KIMLEY-HORN.COM FIRM NO. F-928

Plotted By: Seaback, Kyle Sheet: Set:Bryan Copperfield Multifamily Layout:PLANTING PLAN (4 OF 7) December 04, 2025 04:13:03pm K:\CST-Civil\064518508 - Bryan Copperfield Multifamily\Landscape Architecture\Production\CAD\Sheets\LP1.00 CODE PLANTING PLAN.dwg
This document, together with the concepts and designs presented herein, as an instrument of service, is intended only for the specific purpose and client for which it was prepared. Reuse of and improper reliance on this document without written authorization and adaptation by Kimley-Horn and Associates, Inc. shall be without liability to Kimley-Horn and Associates, Inc.



SHEET
LP1.03



PLANT SCHEDULE

SYMBOL CODE COMMON NAME

TREES

- | | | |
|--|----|-------------------|
| | PS | MEXICAN SYCAMORE |
| | QV | SOUTHERN LIVE OAK |
| | TD | BALD CYPRESS |
| | UC | CEDAR ELM |

ORNAMENTAL TREE

- | | | |
|--|----|----------------------|
| | AR | DRUMMOND RED MAPLE |
| | LN | CRAPE MYRTLE NATCHEZ |

SHRUBS

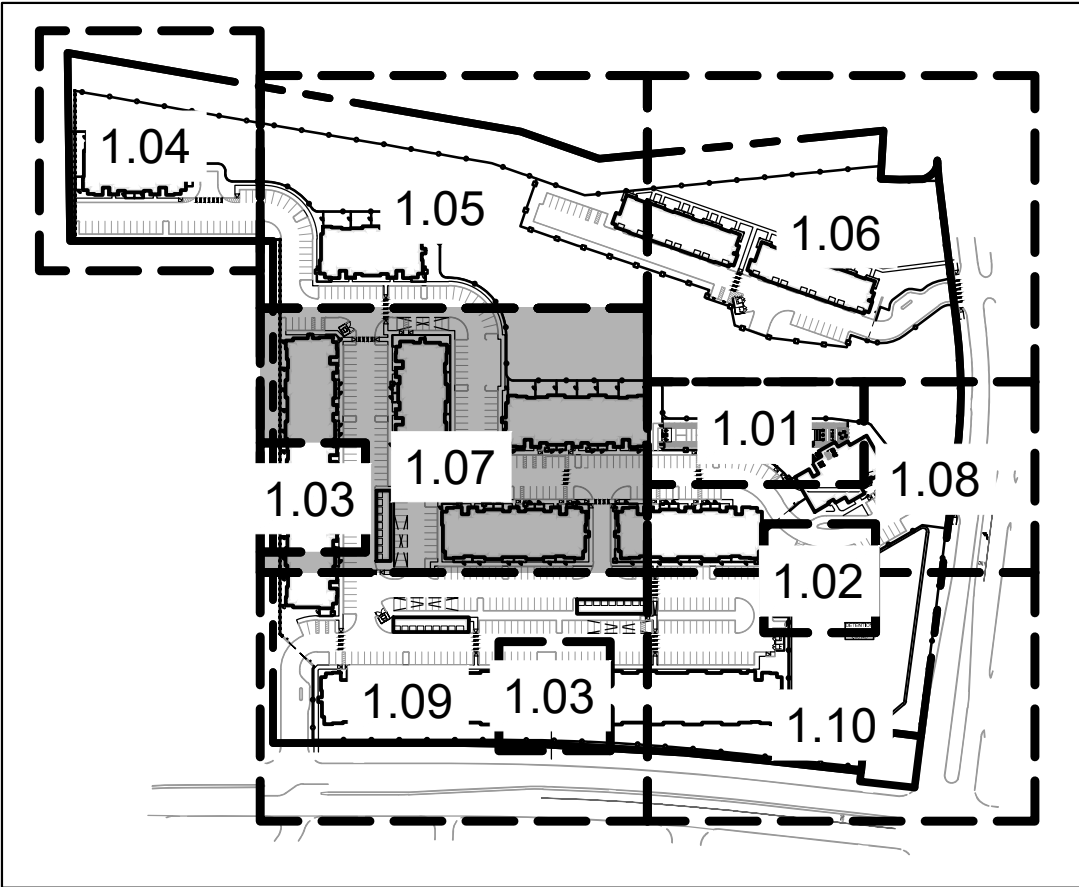
- | | | |
|--|-----|------------------|
| | IB | BURFORD HOLLY |
| | MCW | WAX MYRTLE |
| | MYR | DWARF WAX MYRTLE |
| | ND | HEAVENLY BAMBOO |
| | ROS | ROSEMARY |

GRASSES

- | | | |
|--|-----|-----------------------------|
| | MUH | PINK MUHLY |
| | NAS | MEXICAN FEATHER GRASS |
| | PBF | LITTLE BUNNY FOUNTAIN GRASS |

GROUND COVERS

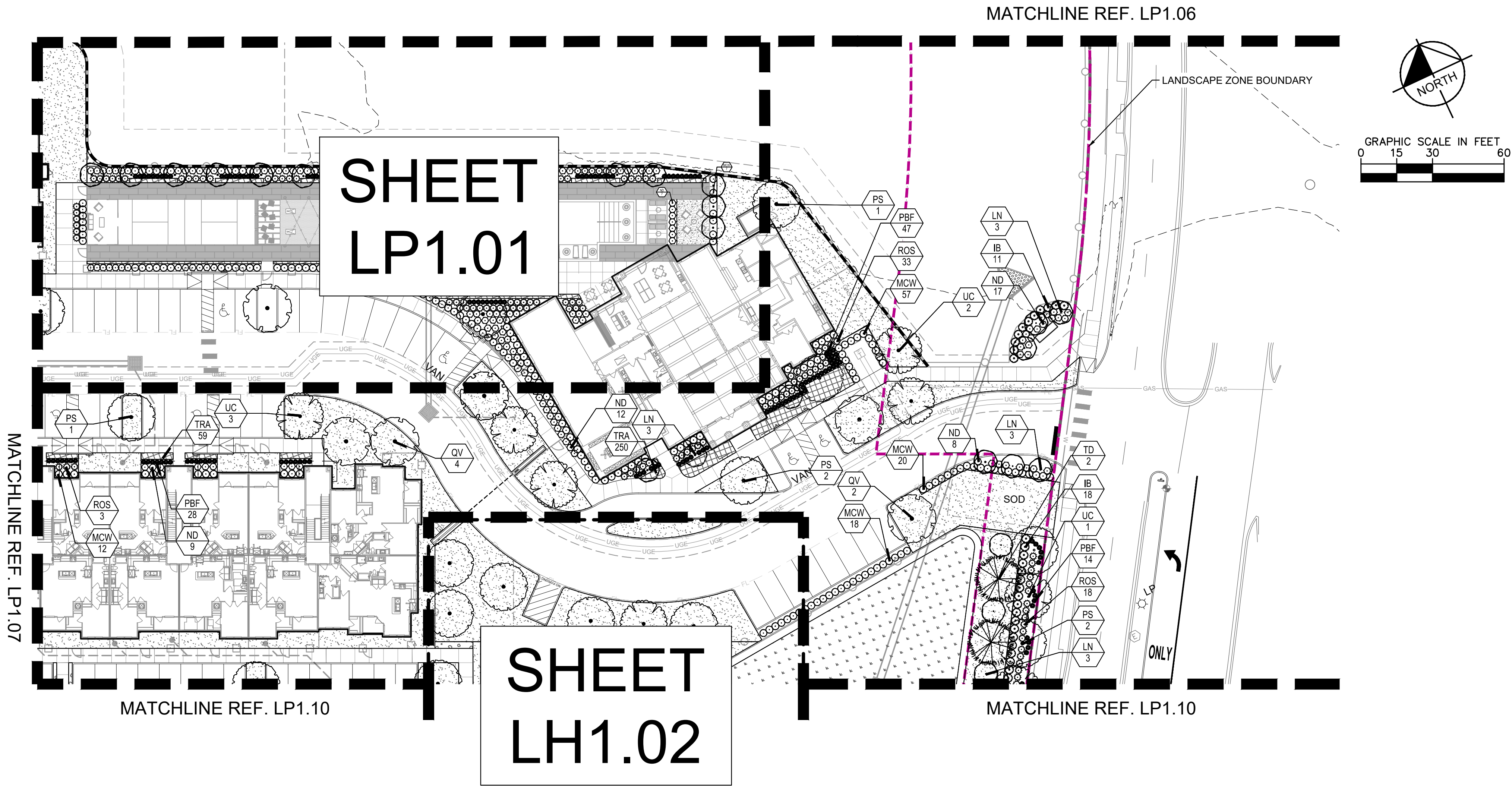
- | | | |
|--|------|----------------------|
| | DEC | DECOMPOSED GRANITE |
| | ENH | ENHANCED PLANTING |
| | SEED | COMMON BERMUDA GRASS |
| | SOD | COMMON BERMUDA GRASS |
| | TRA | ASIATIC JASMINE |



KEY MAP
N.T.S.

BRYAN COPPERFIELD MULTIFAMILY SLATE REAL ESTATE PARTNERS BRYAN	SHEET NUMBER LP1.07	TEXAS	PREPARED FOR	DATE	KHA PROJECT 064518508	DESIGNED BY CMH	DRAWN BY AWH	CHECKED BY CMH	12/5/2025		Kimley»Horn © 2025 KIMLEY-HORN AND ASSOCIATES, INC. 614 HOLLEMAN DRIVE EAST, SUITE 1100 COLLEGE STATION, TX 77840 PHONE: 979-775-9595 FAX: 979-775-9599 WWW.KIMLEY-HORN.COM FIRM NO. F-928	REVISIONS		BY
												No.	DATE	

Plotted By: Seaback, Kyle Sheet: Set:Bryan Copperfield Multifamily Layout:PLANTING PLAN (5 OF 7) December 04, 2025 04:13:50pm K:\CST-Civil\064518508 - Bryan Copperfield Multifamily\Landscape Architecture\Production\CAD\Sheets\LP1.00 CODE PLANTING PLAN.dwg
This document, together with the concepts and designs presented herein, as an instrument of service, is intended only for the specific purpose and client for which it was prepared. Reuse of and improper reliance on this document without written authorization and adaptation by Kimley-Horn and Associates, Inc. shall be without liability to Kimley-Horn and Associates, Inc.



PLANT SCHEDULE

SYMBOL CODE COMMON NAME

TREES

	PS	MEXICAN SYCAMORE
	QV	SOUTHERN LIVE OAK
	TD	BALD CYPRESS
	UC	CEDAR ELM

ORNAMENTAL TREE

	AR	DRUMMOND RED MAPLE
	LN	CRAPE MYRTLE NATCHEZ

SHRUBS

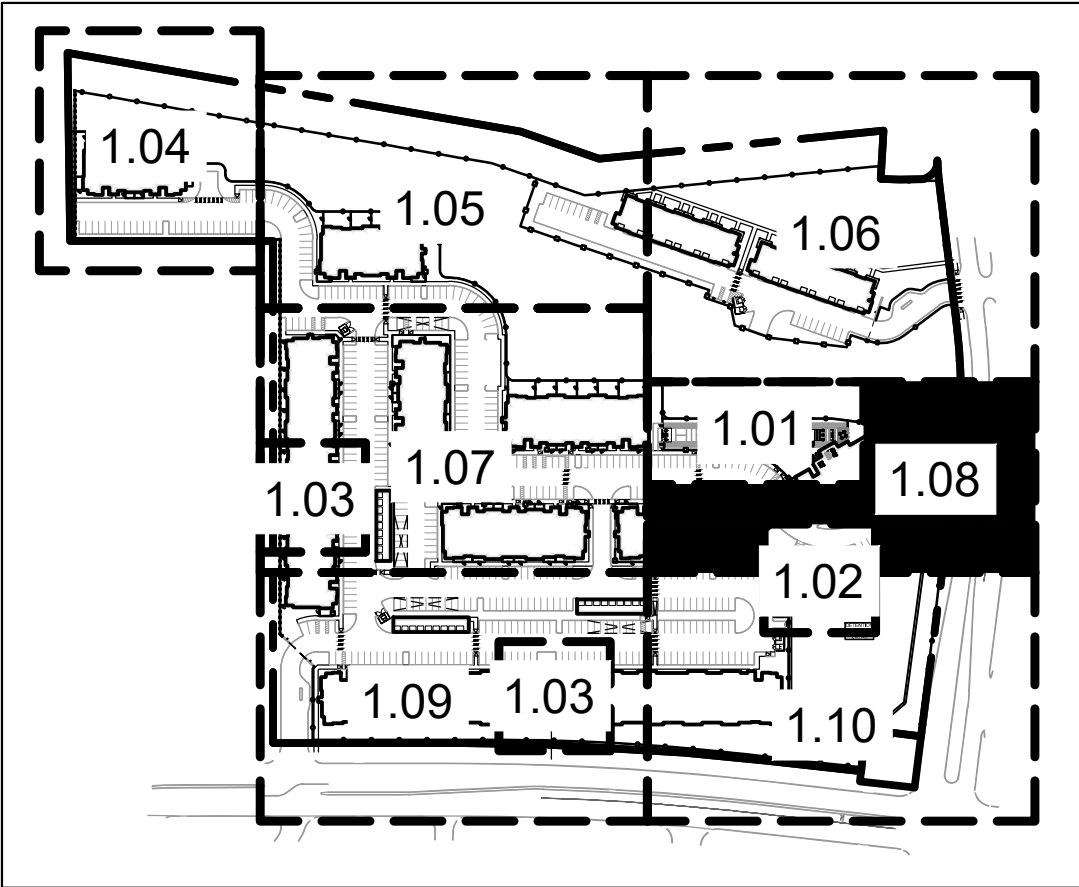
	IB	BURFORD HOLLY
	MCW	WAX MYRTLE
	MYR	DWARF WAX MYRTLE
	ND	HEAVENLY BAMBOO
	ROS	ROSEMARY

GRASSES

	MUH	PINK MUHLY
	NAS	MEXICAN FEATHER GRASS
	PBF	LITTLE BUNNY FOUNTAIN GRASS

GROUND COVERS

	DEC	DECOMPOSED GRANITE
	ENH	ENHANCED PLANTING
	SEED	COMMON BERMUDA GRASS
	SOD	COMMON BERMUDA GRASS
	TRA	ASIATIC JASMINE



KEY MAP
N.T.S.

Kimley»Horn



KHA PROJECT 064518508	DATE 12/5/2025	SCALE AS SHOWN	DESIGNED BY CMH	DRAWN BY AVM	CHECKED BY CMH
--------------------------	-------------------	-------------------	--------------------	-----------------	-------------------

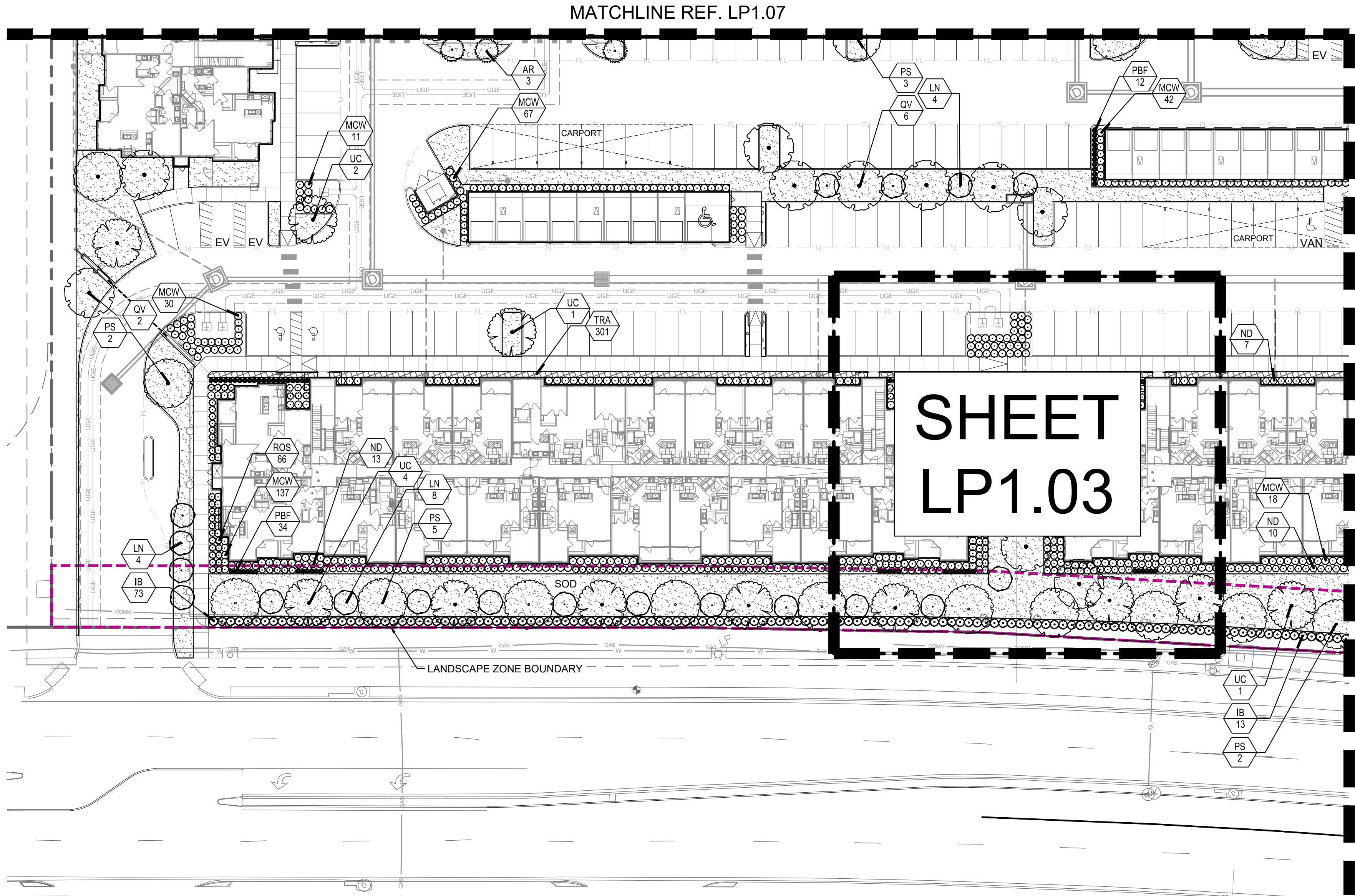
PLANTING PLAN
(5 OF 7)

BRYAN COPPERFIELD
MULTIFAMILY
PREPARED FOR
SLATE REAL ESTATE PARTNERS
BRYAN
TEXAS

SHEET NUMBER
LP1.08

NO.	REVISIONS	DATE	BY

Plotted By: Seaback, Kyle Sheet: Set:Bryan Copperfield Multifamily Layout:PLANTING PLAN (6 OF 7) December 04, 2025 04:14:29pm K:\CGST-Civil\064518508 - Bryan Copperfield Multifamily\Landscape Architecture\Production\CAD\Sheets\LP1.00 CODE PLANTING PLAN.dwg
This document, together with the concepts and designs presented herein, as an instrument of service, is intended only for the specific purpose and client for which it was prepared. Reuse of and improper reliance on this document without written authorization and adaptation by Kimley-Horn and Associates, Inc. shall be without liability to Kimley-Horn and Associates, Inc.



PLANT SCHEDULE

SYMBOL CODE COMMON NAME

TREES

- | | | |
|--|----|-------------------|
| | PS | MEXICAN SYCAMORE |
| | QV | SOUTHERN LIVE OAK |
| | TD | BALD CYPRESS |
| | UC | CEDAR ELM |

ORNAMENTAL TREE

- | | | |
|--|----|----------------------|
| | AR | DRUMMOND RED MAPLE |
| | LN | CRAPE MYRTLE NATCHEZ |

SHRUBS

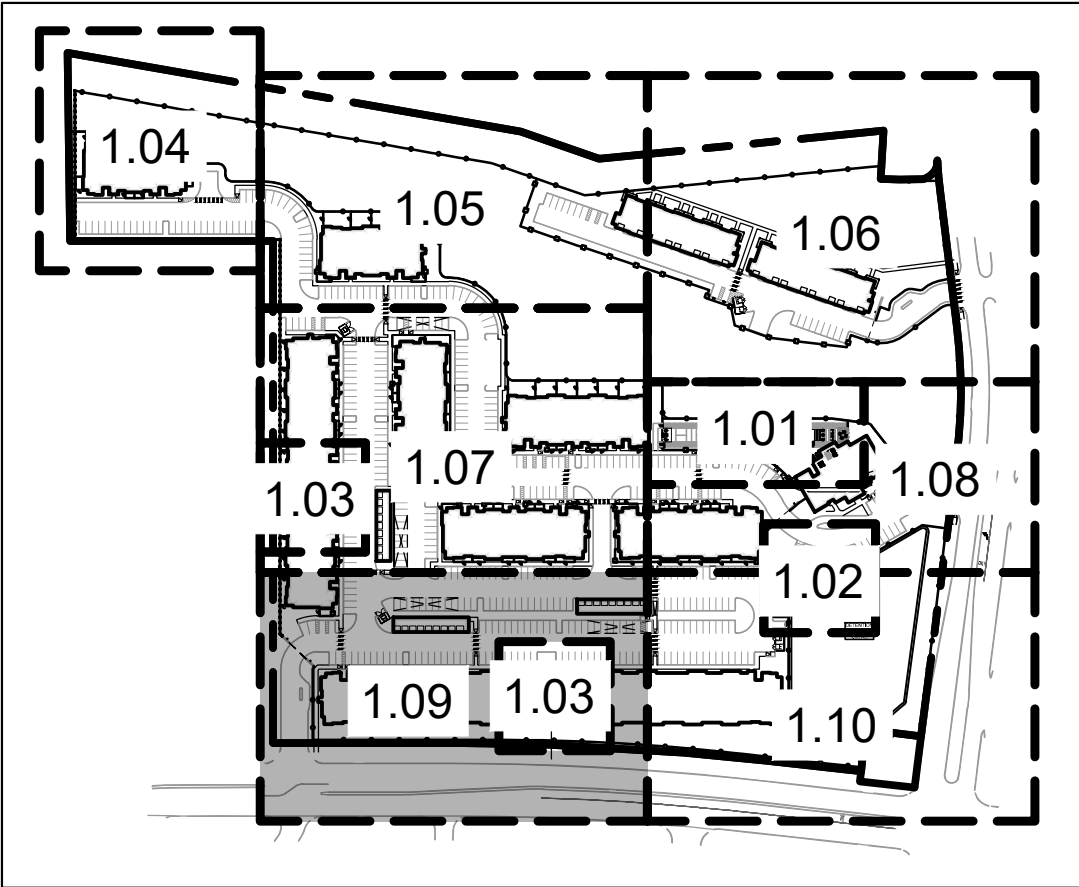
- | | | |
|--|-----|------------------|
| | IB | BURFORD HOLLY |
| | MCW | WAX MYRTLE |
| | MYR | DWARF WAX MYRTLE |
| | ND | HEAVENLY BAMBOO |
| | ROS | ROSEMARY |

GRASSES

- | | | |
|--|-----|-----------------------------|
| | MUH | PINK MUHLY |
| | NAS | MEXICAN FEATHER GRASS |
| | PBF | LITTLE BUNNY FOUNTAIN GRASS |

GROUND COVERS





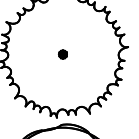
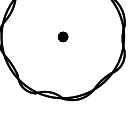













- | | | |
|--|------|----------------------|
| | DEC | DECOMPOSED GRANITE |
| | ENH | ENHANCED PLANTING |
| | SEED | COMMON BERMUDA GRASS |
| | SOD | COMMON BERMUDA GRASS |
| | TRA | ASIATIC JASMINE |



BRYAN COPPERFIELD MULTIFAMILY SLATE REAL ESTATE PARTNERS BRYAN TEXAS	SHEET NUMBER LP1.09	PREPARED FOR	KIMLEY-HORN AND ASSOCIATES, INC. 614 HOLLEMAN DRIVE EAST, SUITE 1100 COLLEGE STATION, TX 77840 PHONE: 979-775-9595 FAX: 979-775-9599 WWW.KIMLEY-HORN.COM FIRM NO. F-928	Kimley»Horn	No.	REVISIONS		BY
						DATE		

Plotted By: Seaback, Kyle Sheet Set: Bryan Copperfield Multifamily Layout: LANDSCAPE CODE AND SCHEDULE December 04, 2025 04:15:59pm K:\CST-Civil\064518508 - Bryan Copperfield Multifamily Landscape Architecture\Production\CAD Sheets\LP1.00 CODE PLANTING PLAN.dwg
This document, together with the concepts and designs presented herein, as an instrument of service, is intended only for the specific purpose and client for which it was prepared. Reuse of and improper reliance on this document without written authorization and adaptation by Kimley-Horn and Associates, Inc. shall be without liability to Kimley-Horn and Associates, Inc.

PLANT SCHEDULE

SYMBOL	CODE	QTY	BOTANICAL NAME	COMMON NAME	CONTAINER SIZE	SIZE	HEIGHT AND SPREAD	REMARKS
TREES								
	PS	71	PLATANUS MEXICANA	MEXICAN SYCAMORE	30 GAL	2" CAL. 8' HT MIN, 4' SPR MIN.		FULL, STRAIGHT, SINGLE LEADER
	QV	40	QUERCUS VIRGINIANA	SOUTHERN LIVE OAK	30 GAL	2" CAL. 8' HT MIN, 4' SPR MIN.		FULL, STRAIGHT, SINGLE LEADER
	TD	15	TAXODIUM DISTICHUM	BALD CYPRESS	30 GAL	3" CAL., 12'-14' HT, 7'-8' SPR		FULL, STRAIGHT, SINGLE LEADER
	UC	35	ULMUS CRASSIFOLIA	CEDAR ELM	30 GAL	2" CAL. 8' HT MIN, 4' SPR MIN.		FULL, STRAIGHT, SINGLE LEADER
ORNAMENTAL TREE								
	AR	18	ACER RUBRUM VAR. DRUMMONDII	DRUMMOND RED MAPLE	30 GAL	3" CAL., 12'-14' HT, 7'-8' SPR		FULL, STRAIGHT, SINGLE LEADER
	LN	96	LAGERSTROEMIA X 'NATCHEZ'	CRAPE MYRTLE NATCHEZ	3" CAL, 14" HT, 6' SPR			FULL, SINGLE LEADER
SYMBOL	CODE	QTY	BOTANICAL NAME	COMMON NAME	CONT	SPACING	SIZE	REMARKS
SHRUBS								
	IB	315	ILEX CORNUTA 'BURFORDII'	BURFORD HOLLY	36" HT, 30" SPR, 42" OC	42" O.C.	36" H X 30" W	FULL AND MATCHING
	MCW	1,147	MYRICA CERIFERA	WAX MYRTLE	7 GAL	36" O.C.	3' X 3'	FULL AND MATCHING
	MYR	10	MYRICA PUSILLA	DWARF WAX MYRTLE	24" HT, 18" SPR, 36" OC			FULL
	ND	426	NANDINA DOMESTICA	HEAVENLY BAMBOO	7 GAL	4" O.C.	36" HT. X 36" W,	FULL AND MATCHING
	ROS	444	ROSMARINUS OFFICINALIS	ROSEMARY	7 GAL	3' O.C.	36" H X 36" W	FULL AND MATCHING
GRASSES								
	MUH	44	MUHLENBERGIA CAPILLARIS	PINK MUHLY	3 GAL	24" O.C.	24" H X 24" W	FULL AND MATCHING
	NAS	34	NASSELLA TENUISSIMA	MEXICAN FEATHER GRASS	18" HT, 24" OC	24" O.C.	18" HT. X 18" W.	FULL
	PBF	905	PENNISETUM ALOPECUROIDES 'LITTLE BUNNY'	LITTLE BUNNY FOUNTAIN GRASS	1 GAL	12" O.C.	12" HT. X 12" W,	FULL
SYMBOL	CODE	QTY	BOTANICAL NAME	COMMON NAME	CONTAINER SIZE	SIZE	SPACING	REMARKS
GROUND COVERS								
	DEC	980 SF	DECOMPOSED GRANITE	DECOMPOSED GRANITE	ROCK			
	ENH	104 SF	ENHANCED PLANTING	ENHANCED PLANTING	-			
	SEED	39,522 SF	CYNODON DACTYLON	COMMON BERMUDA GRASS	SEED			
	SOD	108,563 SF	CYNODON DACTYLON	COMMON BERMUDA GRASS	SOD			
	TRA	1,844	TRACHELOSPERMUM ASIATICUM 'ASIATIC'	ASIATIC JASMINE	8" HT, 8" SPR, 18" OC			

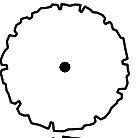
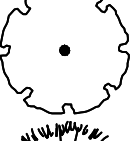


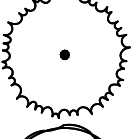



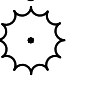



CODE LANDSCAPE REQUIREMENTS - BRYAN, TEXAS

	REQUIRED	PROVIDED
LANDSCAPE REQUIREMENTS		
1) 15% OF DEVELOPED AREA 403,814 X 15% = 60,573 SF REQUIRED LANDSCAPE	60,573 SF	34,400 EXISTING 28,610 PROPOSED 61,010 SF
2) NOT LESS THAN 50% OF REQUIRED AREA SHALL BE TREES 60,573 SF X 50% = 30,287 SF HAS TO BE TREES	30,287 SF	56,700 SF
3) NOT LESS THAN 50% TREES PLANTED SHALL BE CANOPY 30,287 SF X 50%= 15,144 / 250 = 61 CANOPY TREES	61 CANOPY TREES	70 CANOPY TREES
4) ALL PARKING ISLANDS MUST HAVE A CANOPY TREE	YES	YES
SCREENING REQUIREMENTS		
3) LANDSCAPE ELEMENTS BETWEEN PARKING LOTS AND PUBLIC RIGHTS-OF-WAY HELP TO DETERMINE THE PUBLIC REALM, ENHANCE THE APPEARANCE OF COMMERCIAL AND RETAIL ZONING DISTRICTS, AND MITIGATE THE VISUAL IMPACT OF PARKING LOTS. SCREENING IS REQUIRED IN THE FOLLOWING CIRCUMSTANCES...		
D. METHODS OF SCREENING REQUIRED AS VISUAL BUFFERS ALONG STREET FRONTAGES:		
3) DENSE SHRUBBERY OR HEDGE HAVING YEAR ROUND FOLIAGE. SHRUBS ARE TO BE PLANTED IN A LANDSCAPE STRIP OF AT LEAST SIX FEET IN WIDTH ARRANGED IN AN ALTERNATING/ STAGGERED PATTERN FORMED BY TWO ROWS, TWO FEET APART ON CENTER, EACH OF WHICH IS MADE UP OF SHRUBS THREE FEET ON CENTER.	YES	YES

PLANNED DEVELOPMENT LANDSCAPE REQUIREMENTS

	REQUIRED	PROVIDED
LANDSCAPE STANDARDS		
1) LANDSCAPE SHALL BE REQUIRED TO SCREEN ANY MECHANICAL EQUIPMENT OR SERVICE AREAS FROM THE PUBLIC R.O.W. SCREENING OF SERVICE AREAS SHALL BE NO LESS THAN THE HEIGHT OF THE FACILITIES OR EQUIPMENT TO BE SCREENED. MASONRY SCREENING WALLS COMPATIBLE WITH BUILDING ARCHITECTURE MAY BE USED TO SCREEN SERVICE AREAS IN LIEU OF LANDSCAPING.	YES	YES
2) THE USE OF NATIVE PLANT MATERIAL IS REQUIRED.	YES	YES
3) ALL LANDSCAPE AREAS SHALL BE MAINTAINED BY THE PROPERTY OWNER.	YES	YES
4) A VARIABLE WIDTH LANDSCAPE ZONE SHALL BE ESTABLISHED ALONG COPPERFIELD DRIVE AND BOONVILLE ROAD ROWS.	YES	YES
NATURAL AREA RESERVE		
1) THE NATURAL AREA PRESERVE SHALL BE ESTABLISHED AROUND THE FLOODPLAIN, AS ESTABLISHED BY THE FEMA FLOOD STUDY, AND CREEK AREA. UNDERBRUSH CLEARING THAT DOES NOT REMOVE OR ENDANGER EXISTING TREES MAY BE PERFORMED.	YES	YES
2) CLEARING MAY BE PERFORMED FOR THE INSTALLATION OF STORM DRAINAGE INFRASTRUCTURE, SITE UTILITIES REQUIRED FOR THE DEVELOPMENT, AND NEW EASEMENTS REQUIRED FOR THE PROPOSED DEVELOPMENT.	N/A	N/A
3) ANY TREES REMOVED FOR THE INSTALLATION OF ITEMS LISTED ABOVE WILL BE REPLACED AT A RATIO OF 2:1 CALIPER INCHES.	N/A	N/A

PLANT SCHEDULE LANDSCAPE ZONE

SYMBOL	CODE	QTY	BOTANICAL NAME	COMMON NAME	S.F. VALUE	TOTAL
TREES						
	PS	29	PLATANUS MEXICANA	MEXICAN SYCAMORE	250	7,250
	QV	5	QUERCUS VIRGINIANA	SOUTHERN LIVE OAK	250	1,250
	TD	15	TAXODIUM DISTICHUM	BALD CYPRESS	250	3,750
	UC	21	ULMUS CRASSIFOLIA	CEDAR ELM	250	5,250
ORNAMENTAL TREE						
	AR	8	ACER RUBRUM VAR. DRUMMONDII	DRUMMOND RED MAPLE	100	800
	LN	40	LAGERSTROEMIA X 'NATCHEZ'	CRAPE MYRTLE NATCHEZ	100	4,000
SYMBOL	CODE	QTY	BOTANICAL NAME	COMMON NAME		
SHRUBS						
	IB	315	ILEX CORNUTA 'BURFORDII'	BURFORD HOLLY	10	3,150
	MCW	9	MYRICA CERIFERA	WAX MYRTLE	10	90
	ND	23	NANDINA DOMESTICA	HEAVENLY BAMBOO	10	230
	ROS	84	ROSMARINUS OFFICINALIS	ROSEMARY	10	840
GRASSES						
	PBF	77	PENNISETUM ALOPECUROIDES 'LITTLE BUNNY'	LITTLE BUNNY FOUNTAIN GRASS		
SYMBOL	CODE	QTY	BOTANICAL NAME	COMMON NAME		
GROUND COVERS						
	SOD	9,972 SF	CYNODON DACTYLON	COMMON BERMUDA GRASS		
					PROPOSED LANDSCAPE	26,610 SF
					EXISTING TREES	34,400 SF
					TOTAL	61,010 SF

Tree No.	Caliper In.	Species	Landscape Zone	Tree No.	Caliper In.	Species	Landscape Zone
4898	11	Post Oak	Yes	5465	8	Elm	Yes
5370	9	Cedar		5466	10	White Oak	Yes
5371	7	Cedar		5467	8	Elm	Yes
5372	5	Cedar		5468	6	Elm	Yes
5373	6	Cedar		5469	8	Hackberry	Yes
5374	5	Cedar		5470	6	Elm	Yes
5375	9	Mesquite		5471	8	White Oak	Yes
5378	30	Post Oak	Yes	5472	6	White Oak	Yes
5379	13	Cedar	Yes	5473	6	White Oak	Yes
5380	8	Elm	Yes	5474	8	Hackberry	Yes
5381	8	Elm	Yes	5475	10	Elm	Yes
5425	10	Black,back		5476	10	White Oak	Yes
5432	12	Cedar	Yes	5477	10	White Oak	Yes
5433	8	White Oak	Yes	5478	32	Post Oak	
5434	6	White Oak	Yes	5479	24	Post Oak	
5435	9	White Oak	Yes	5489	10	Elm	
5436	10	White Oak	Yes	5491	8	Elm	
5437	7	White Oak	Yes	5498	10	Elm	
5438	6	White Oak	Yes	5499	24	Post Oak	
5439	6	White Oak	Yes	5500	10	Elm	Yes
5440	20	White Oak	Yes	5501	8	Elm	Yes
5441	26	White Oak	Yes	5502	10	Elm	Yes
5445	14	Post Oak		5504	8	Cedar	
5446	25	Post Oak		5506	12	Hackberry	Yes
5447	7	Elm		5566	10	Post Oak	
5448	8	Elm		5567	6	Elm	
5449	12	White Oak		5568	6	Post Oak	
5450	7	Elm		5569	6	Post Oak	
5451	6	Elm		5570	6	Post Oak	
5452	12	White Oak		5571	6	Post Oak	
5453	8	White Oak		5581	10	Post Oak	
5454	10	White Oak		5582	8	Post Oak	
5455	8	Elm		5583	8	Post Oak	
5456	8	Hackberry		5584	8	Post Oak	
5457	6	White Oak	Yes	5585	6	Post Oak	
5458	8	Elm	Yes	5586	6	Post Oak	
5459	10	Hackberry	Yes	5587	8	Post Oak	
5460	10	Elm	Yes	5588	6	Elm	
5461	8	Elm	Yes	5589	6	Post Oak	
5462	6	Elm	Yes	5605	22	Post Oak	
5463	8	Hackberry	Yes	5607	10	Post Oak	
5464	13	White Oak	Yes	5617	10	Hackberry	
				5632	6	Elm	
				5633	6	Mesquite	

Kimley»Horn

© 2025 KIMLEY-HORN AND ASSOCIATES, INC.
614 HOLLEMAN DRIVE EAST, SUITE 1100
COLLEGE STATION, TX 77840
PHONE: 979-775-9595 FAX: 979-775-9599
WWW.KIMLEY-HORN.COM FIRM NO. F-928



12/5/2025

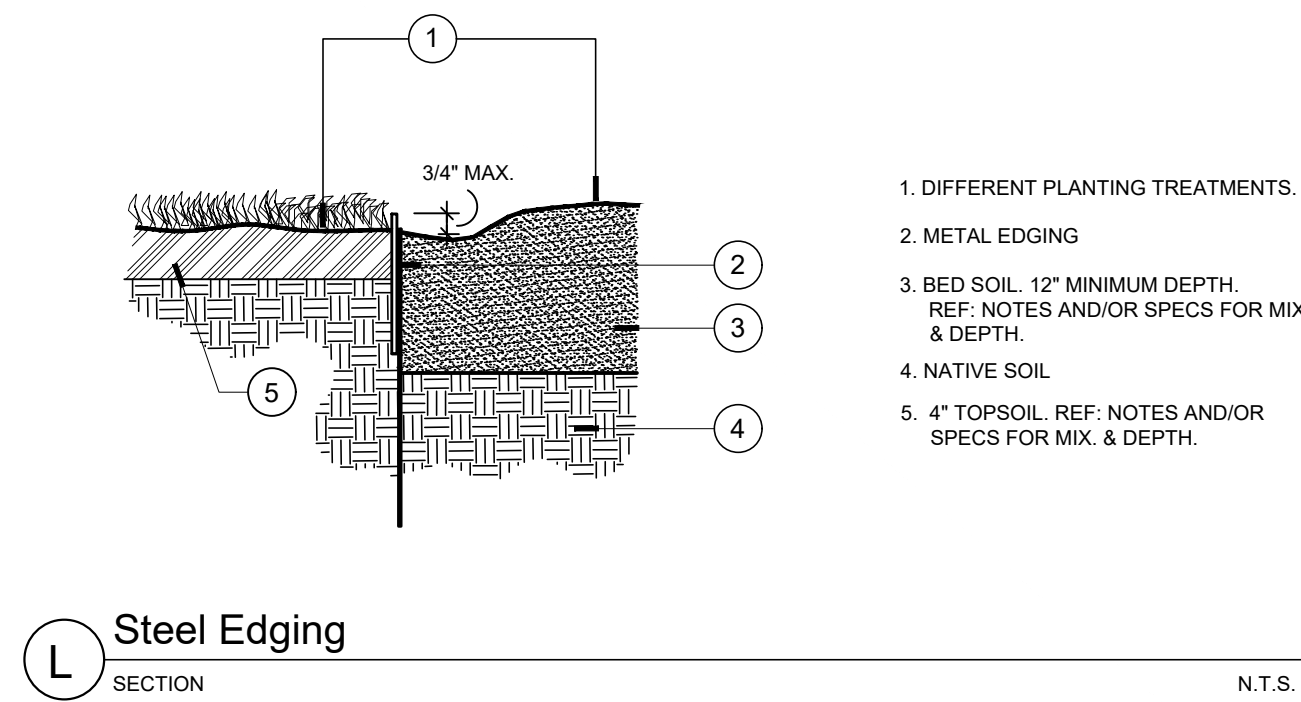
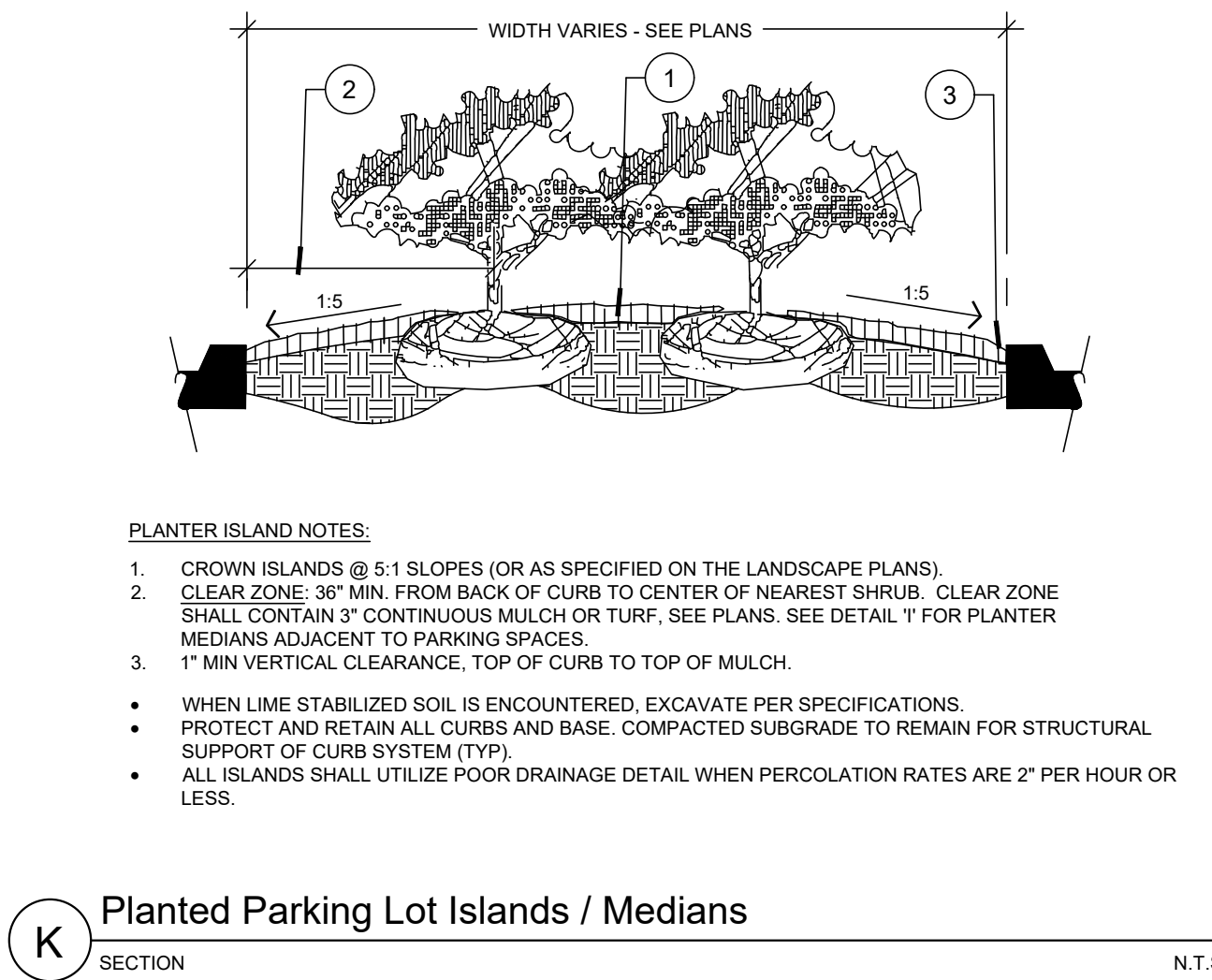
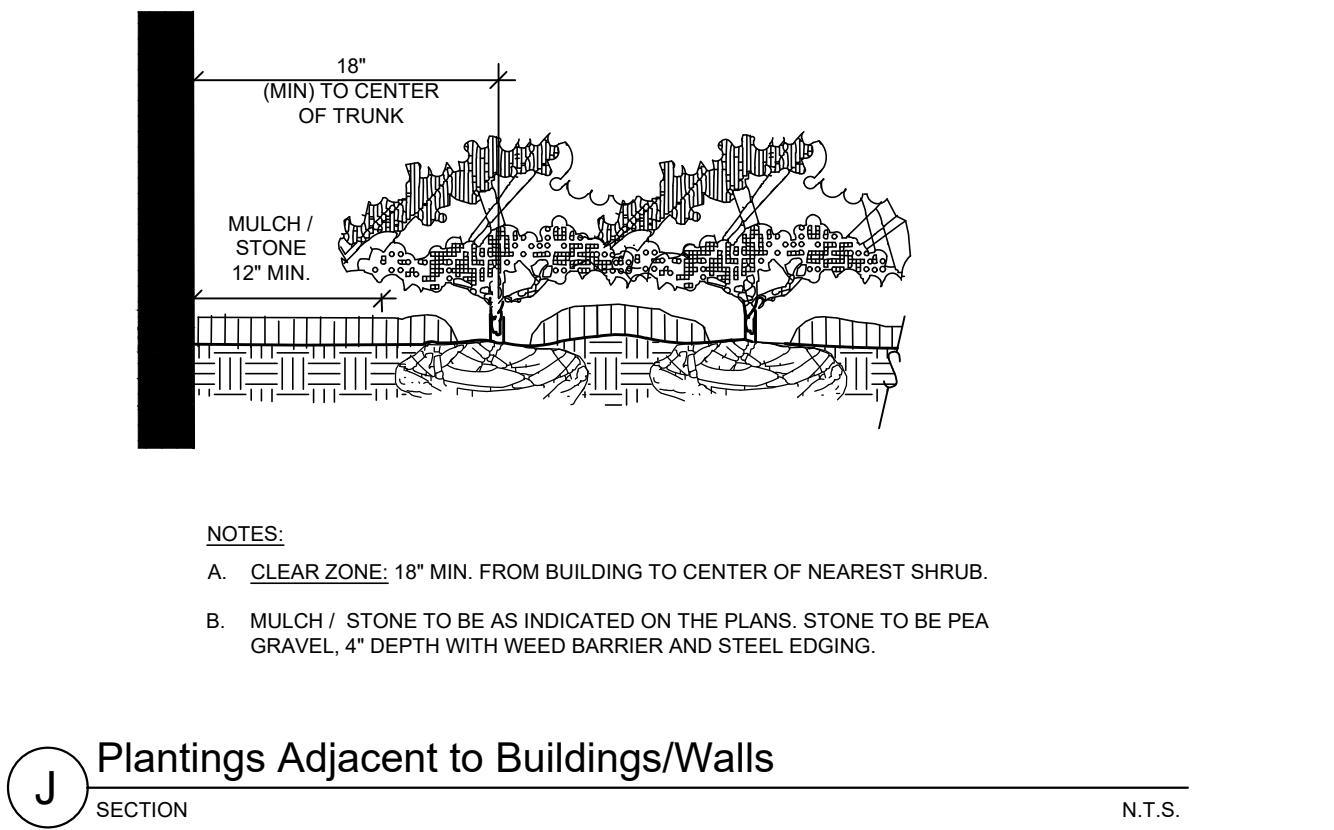
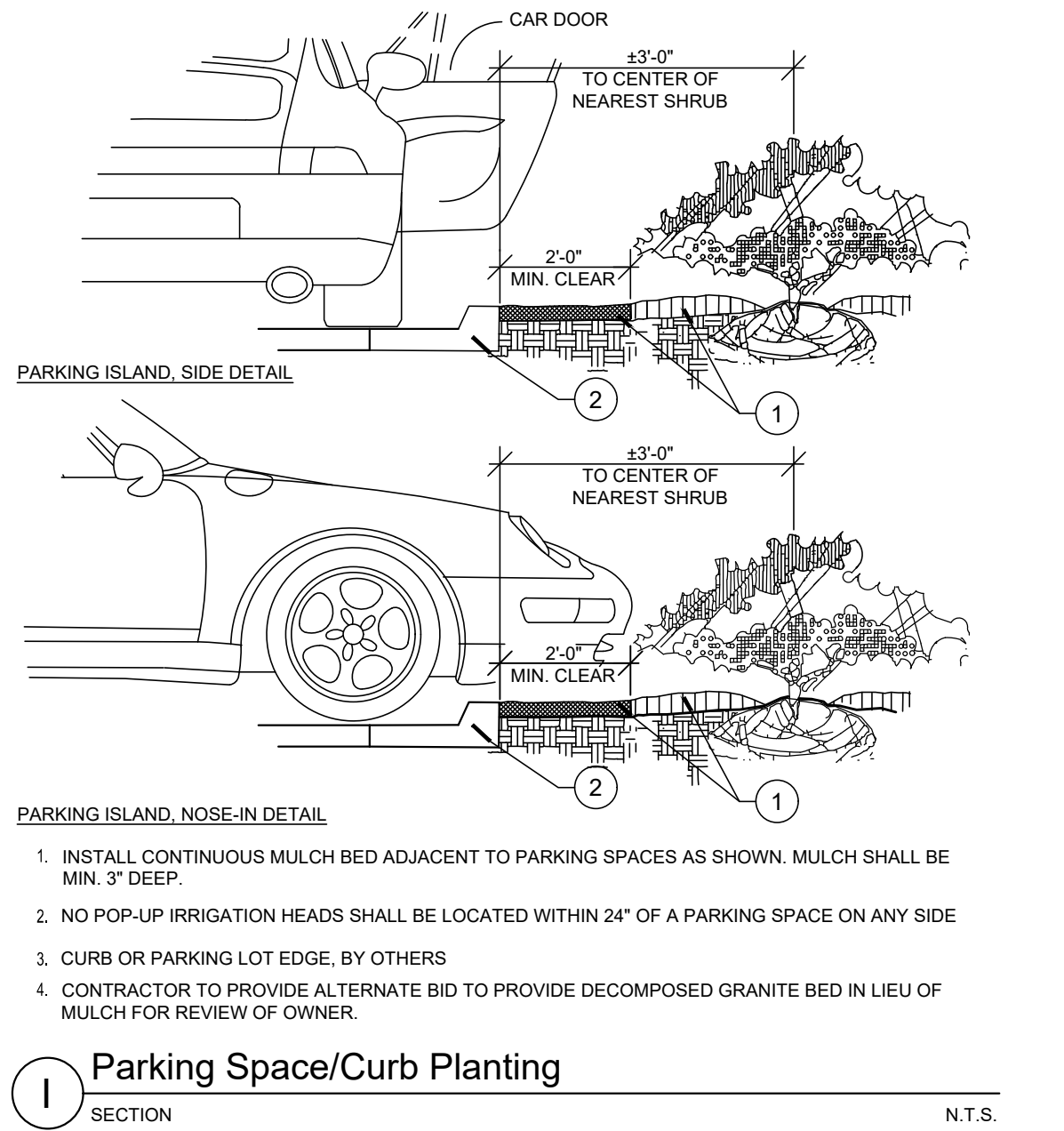
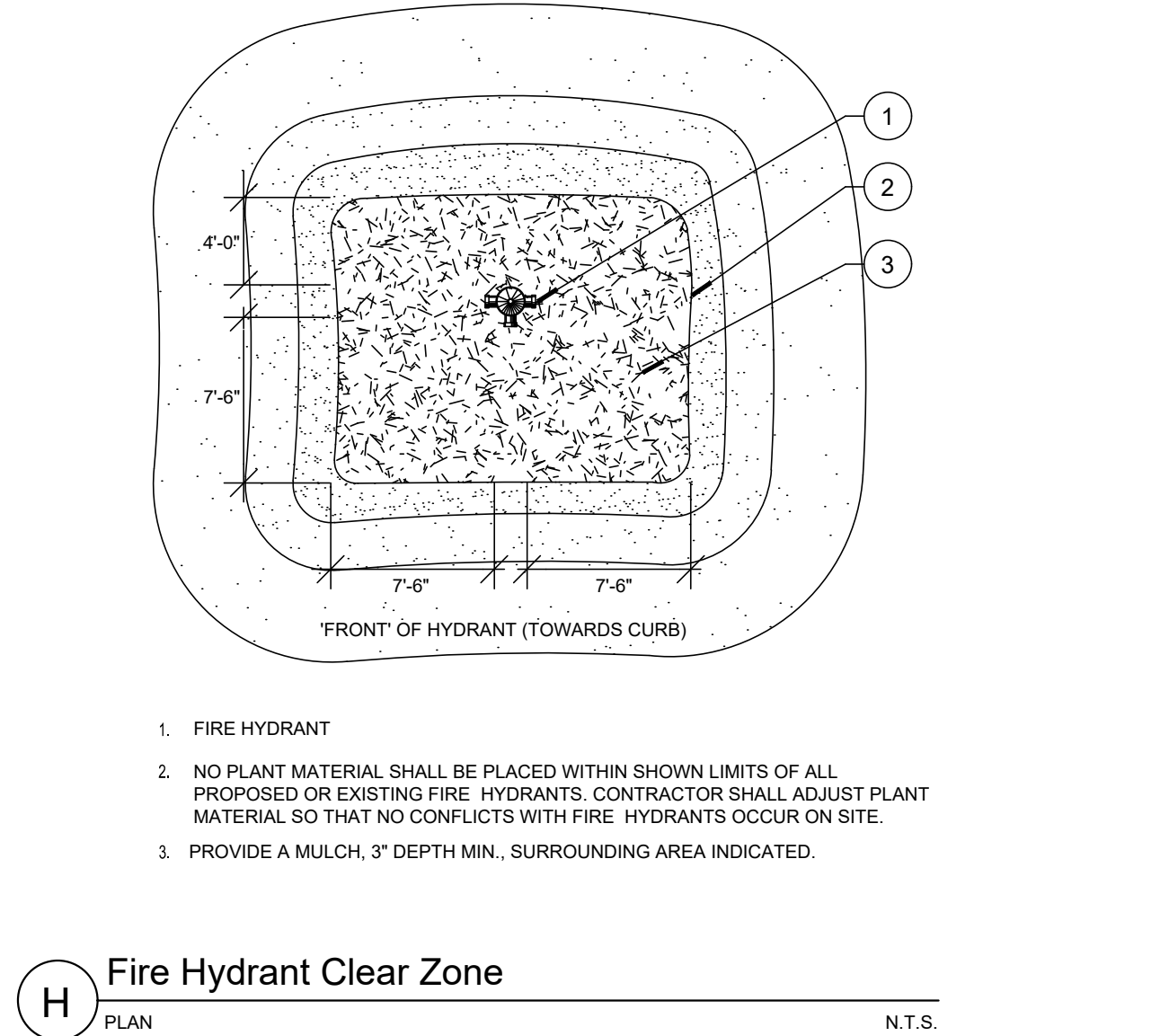
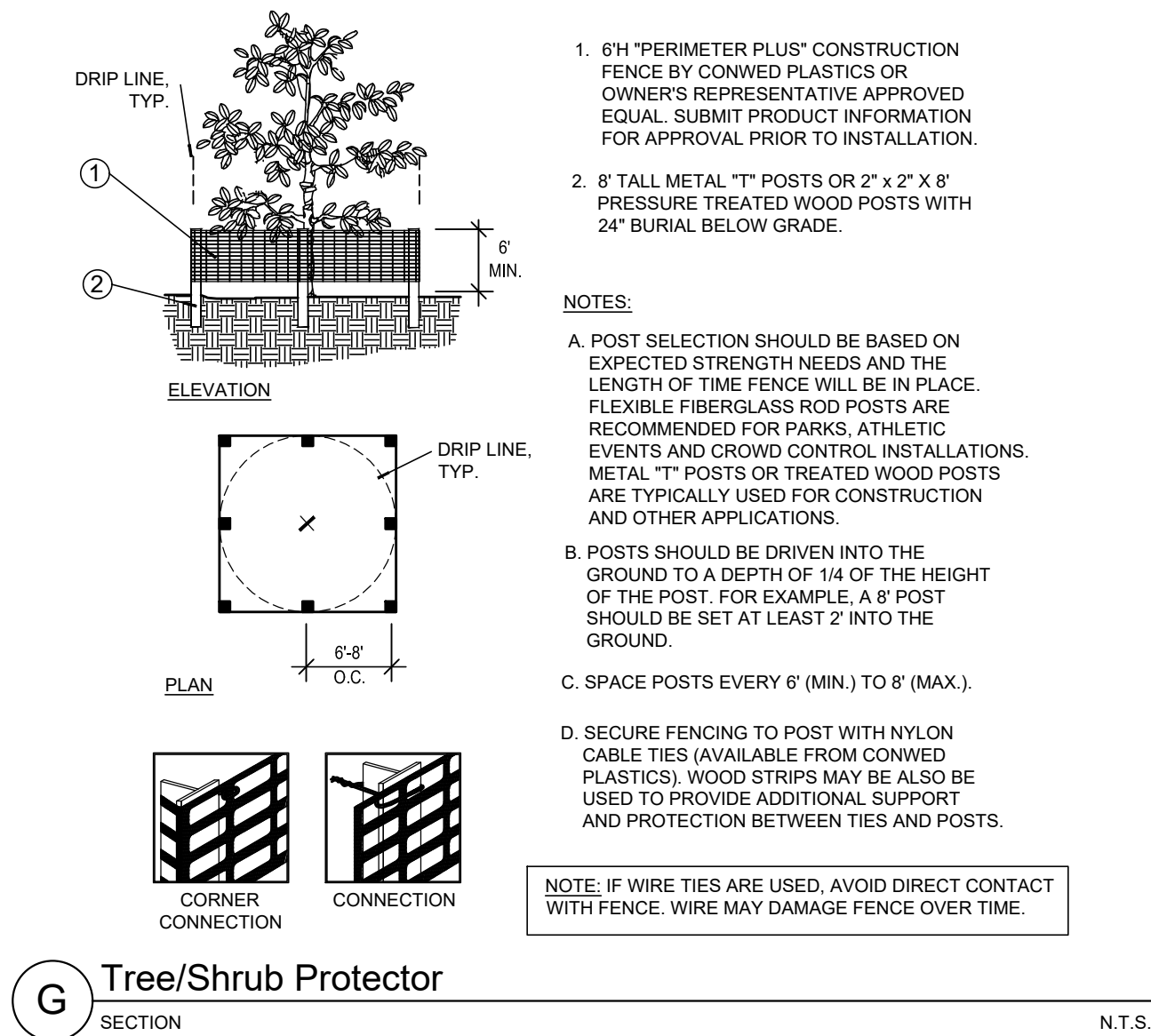
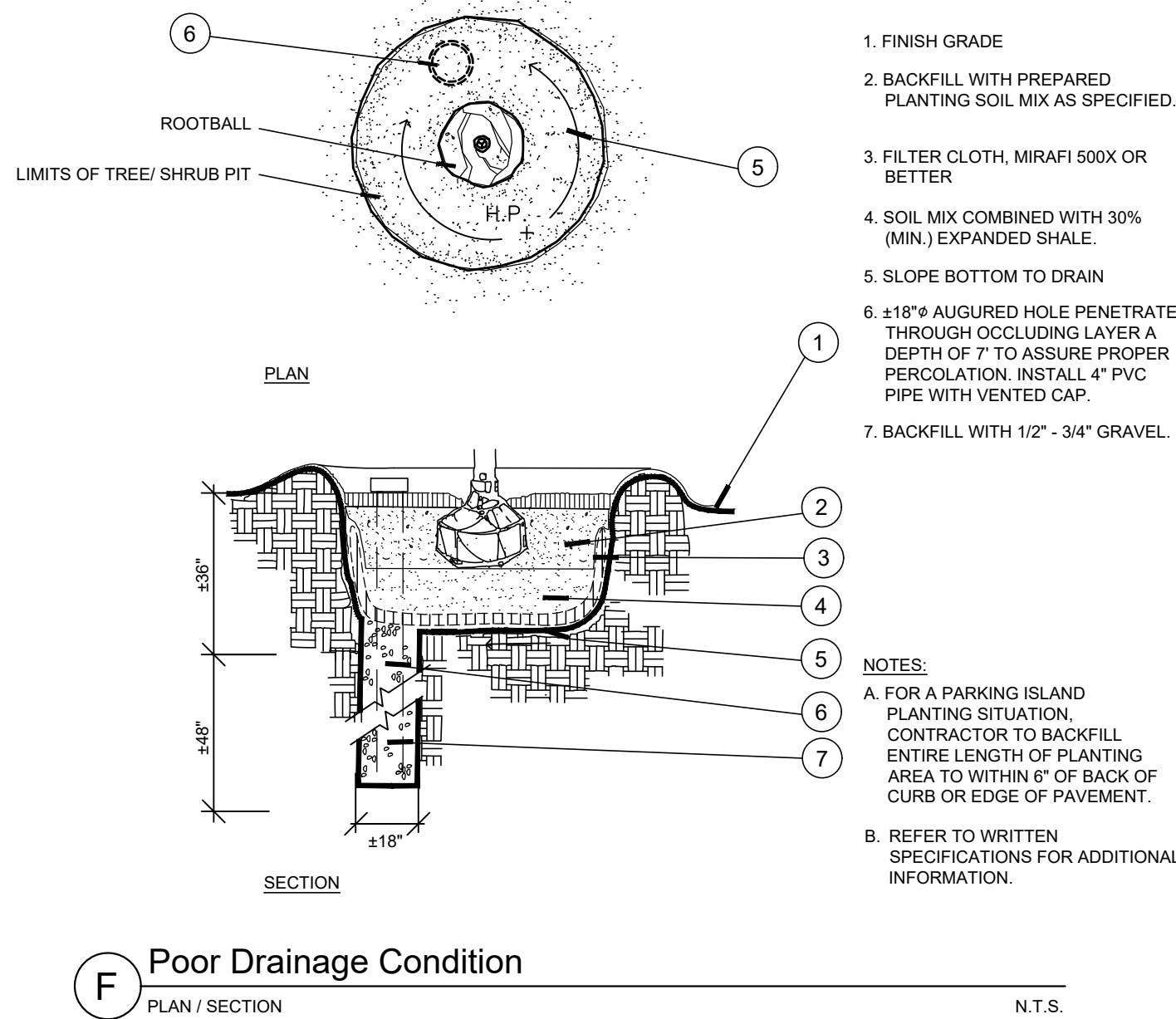
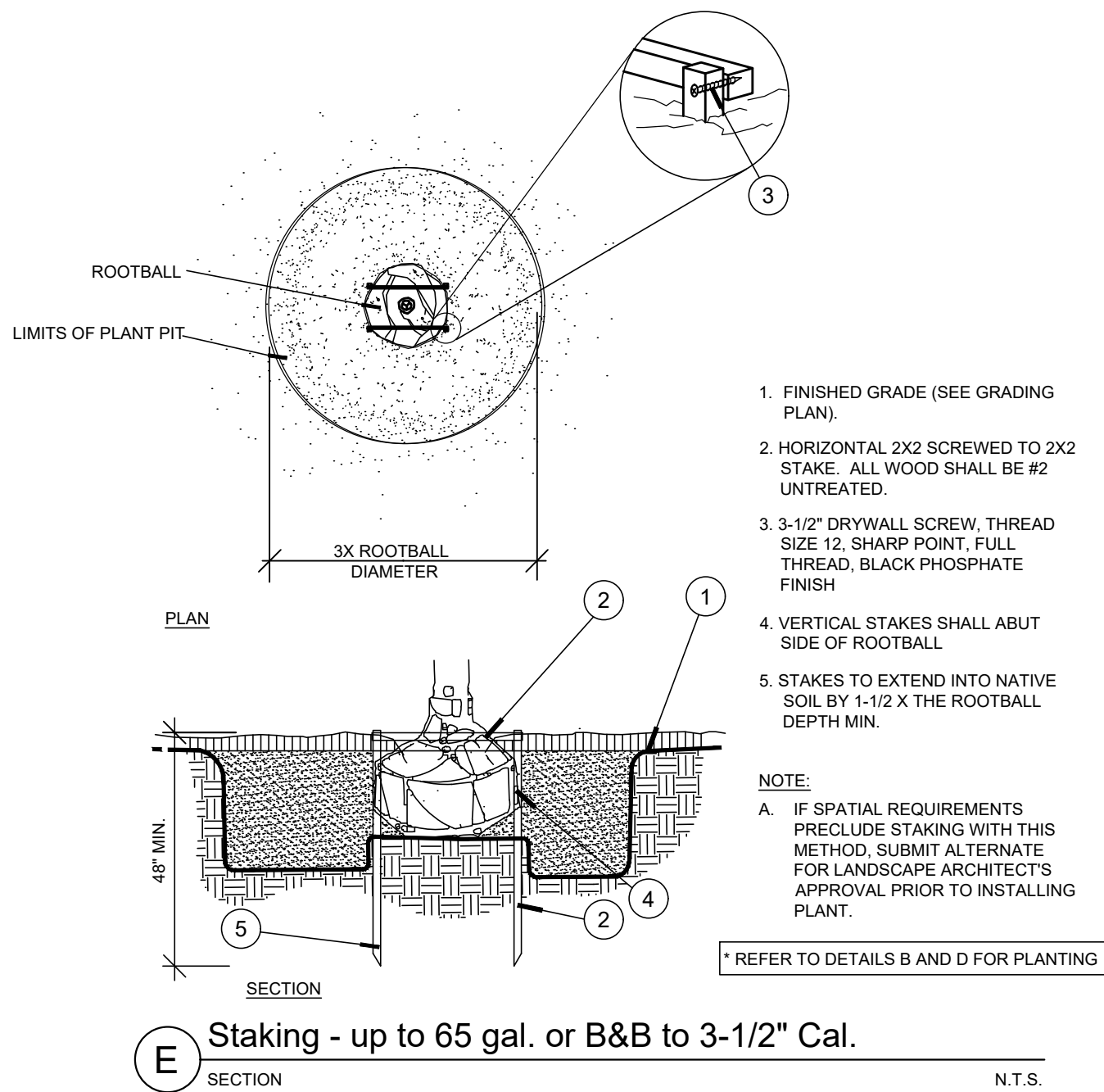
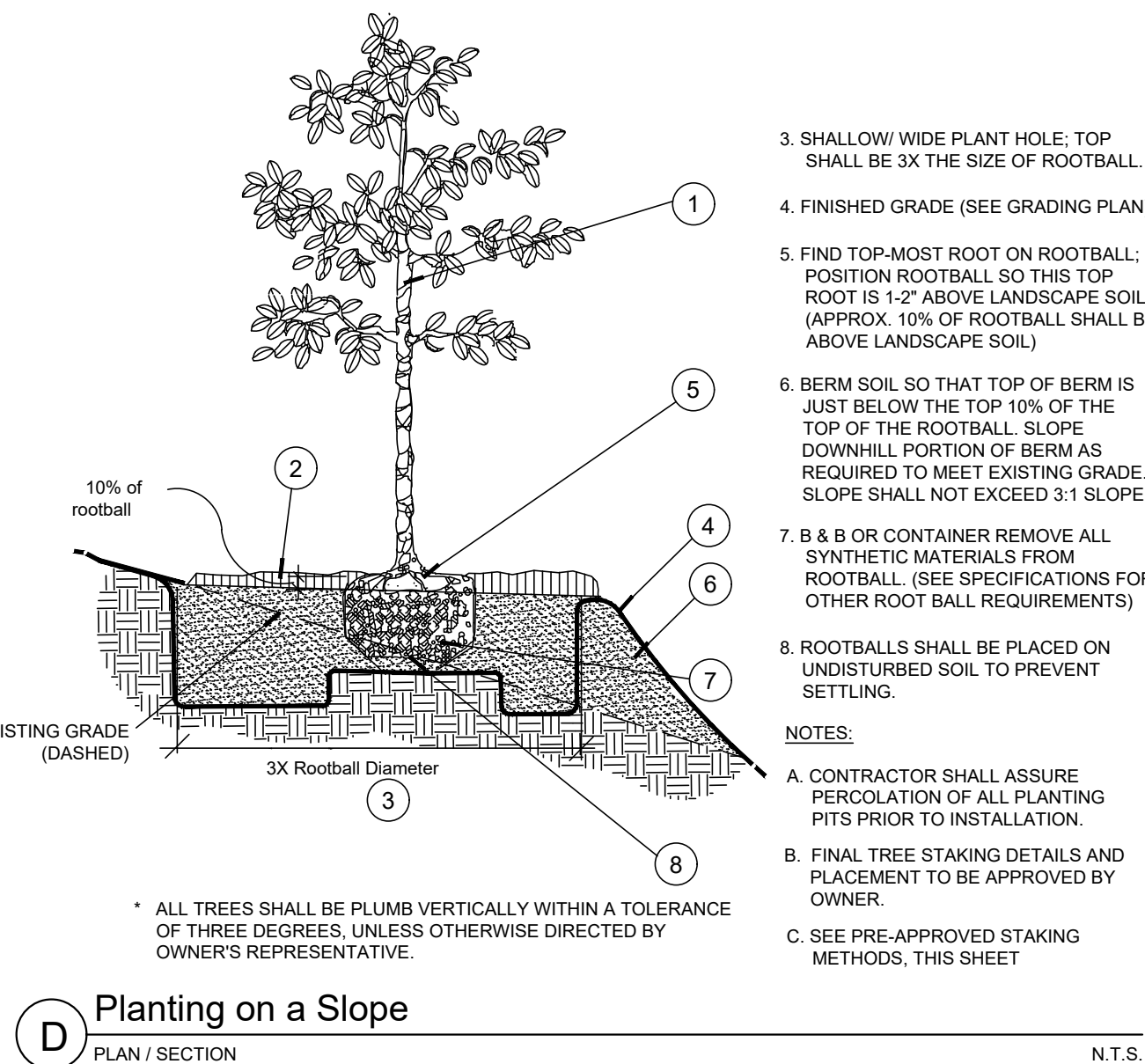
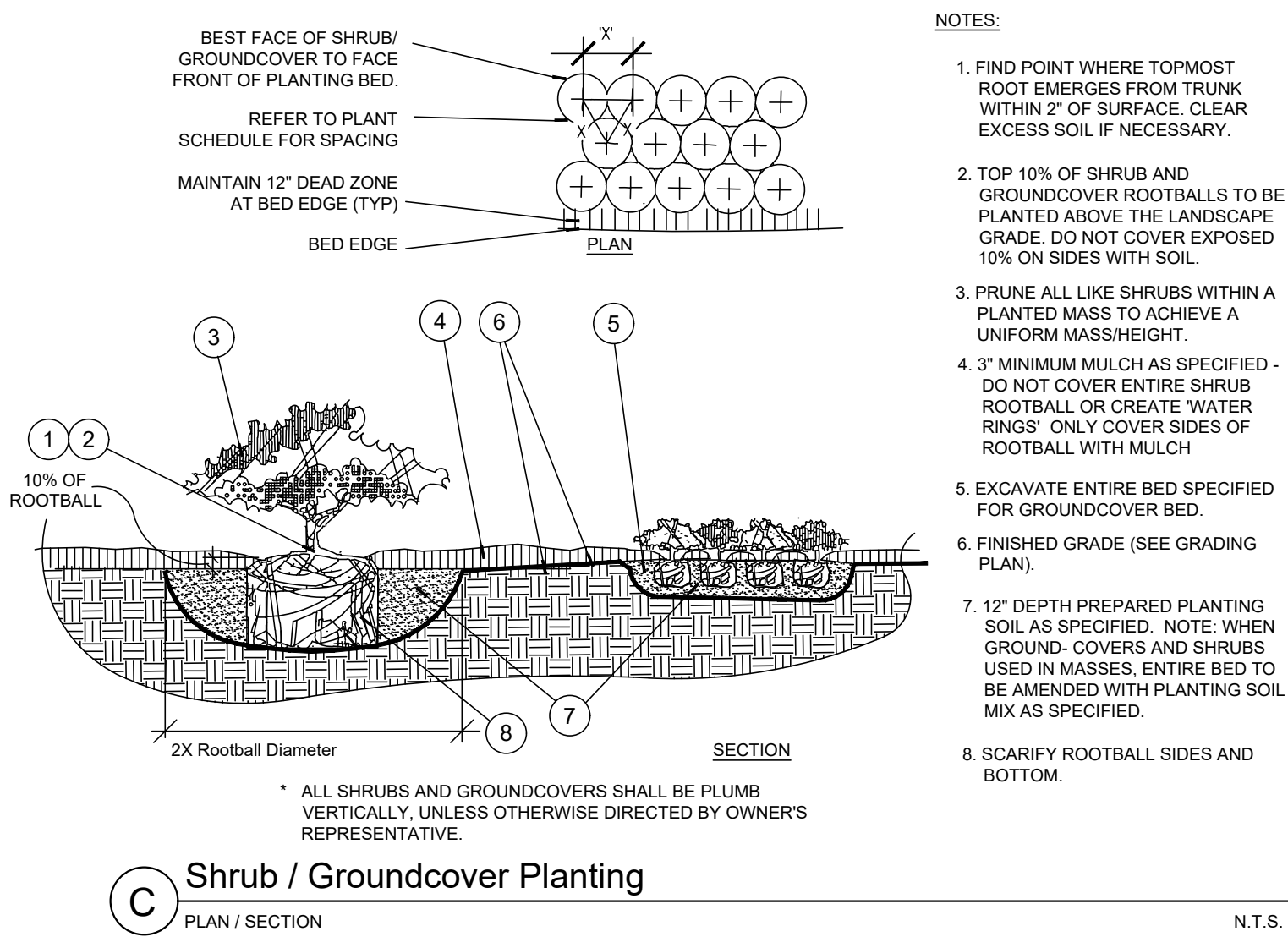
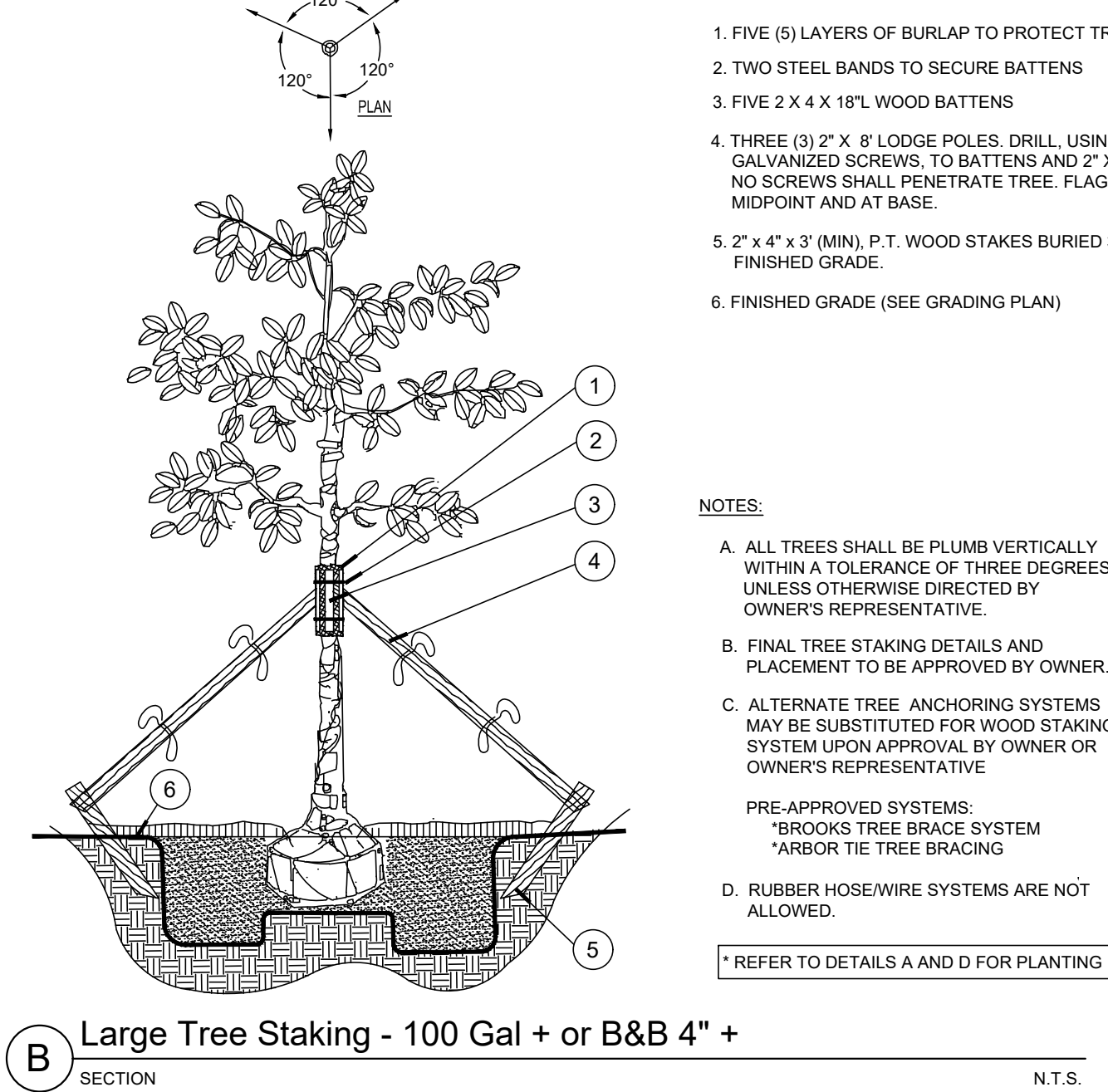
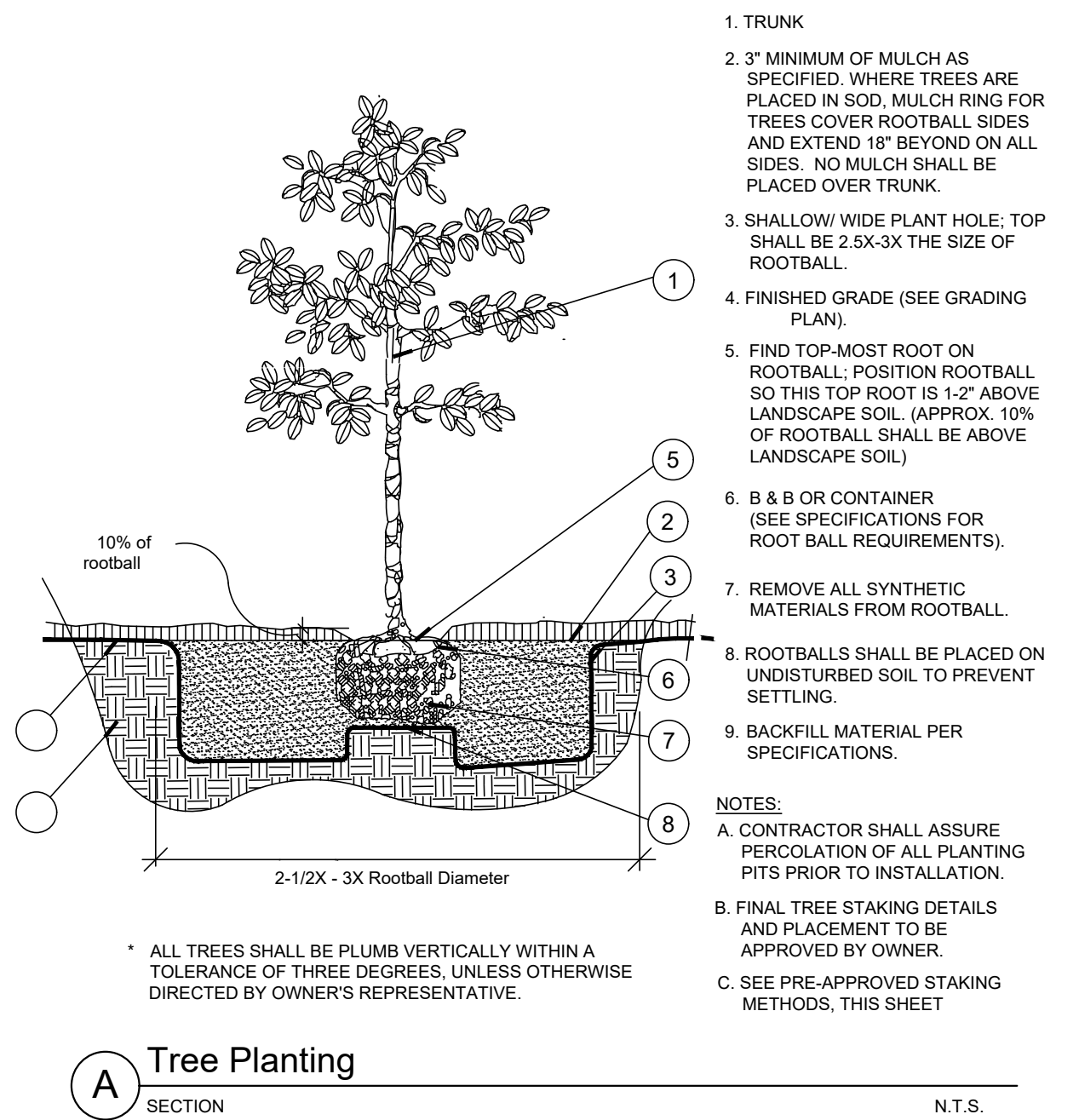
KHA PROJECT 064518508	DATE 12/5/2025	SCALE AS SHOWN	DESIGNED BY CMH	DRAWN BY AWH	CHECKED BY CMH
--------------------------	-------------------	-------------------	--------------------	-----------------	-------------------

LANDSCAPE CODE
AND SCHEDULE

BRYAN COPPERFIELD
MULTIFAMILY
PREPARED FOR
SLATE REAL ESTATE PARTNERS
BRYAN
TEXAS

SHEET NUMBER
LP1.11

Plotted By: Seaback, Kyle Sheet Set: Bryan Copperfield Multifamily Layout: PLANTING DETAILS December 04, 2025 04:16:41pm K:\CST-Civil\064518508 - Bryan Copperfield Multifamily Landscape Architecture\Production\CAD Sheets\LP1.00 CODE PLANTING PLAN.dwg
This document, together with the concepts and designs presented herein, is intended only for the specific purpose and client for which it was prepared. Reuse of and improper reliance on this document without written authorization and adaptation by Kimley-Horn and Associates, Inc. shall be without liability to Kimley-Horn and Associates, Inc.



KHA PROJECT		DATE		SCALE		DESIGNED BY		DRAWN BY		CHECKED BY	
064518508		12/5/2025		AS SHOWN		CMH		AWH		CMH	

12/5/2025

Kimley»Horn

© 2025 KIMLEY-HORN AND ASSOCIATES, INC.
614 HOLLEMAN DRIVE EAST, SUITE 1100
COLLEGE STATION, TX 77840
PHONE: 979-775-9595 FAX: 979-775-9599
WWW.KIMLEY-HORN.COM FIRM NO. F-928

BRYAN COPPERFIELD

MULTIFAMILY

PREPARED FOR
SLATE REAL ESTATE PARTNERS

TEXAS
BRYAN

SHEET NUMBER
LP1.12

REVISIONS		DATE	BY
No.			

